

# Specification of Thermoelectric Module

## TEC1-19940

### Description

The 199 couples, 62 mm × 62 mm size single module which is made of our high performance ingot to achieve superior cooling performance and 70 °C or larger delta T max, is designed for superior cooling and heating applications. Beyond the standard below, we can design and manufacture the custom made module according to your special requirements.

### Features

- No moving parts, no noise, and solid-state
- Compact structure, small in size, light in weight
- Environmental friendly
- RoHS compliant
- Precise temperature control
- Exceptionally reliable in quality, high performance

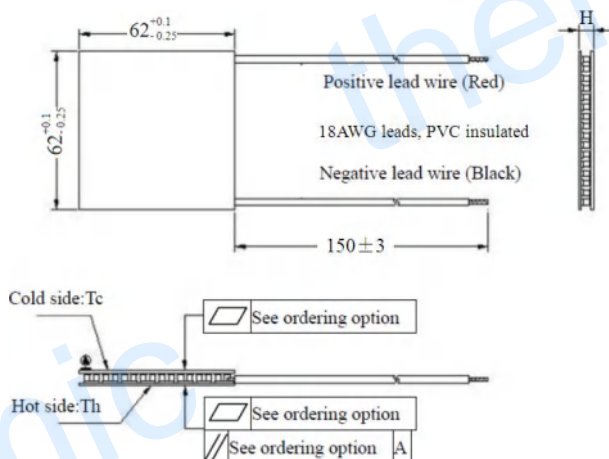
### Application

- Food and beverage service refrigerator
- Portable cooler box for cars
- Liquid cooling
- Temperature stabilizer
- CPU cooler and scientific instrument
- Photonic and medical systems

### Performance Specification Sheet

Th (°C)	27	50	Hot side temperature at environment: dry air, N <sub>2</sub>
DT <sub>max</sub> (°C)	70	79	Temperature Difference between cold and hot side of the module when cooling capacity is zero at cold side
U <sub>max</sub> (Voltage)	25.0	26.6	Voltage applied to the module at DT <sub>max</sub>
I <sub>max</sub> (Amps)	40	40	DC current through the modules at DT <sub>max</sub>
Q <sub>Cmax</sub> (Watts)	627.9	680.4	Cooling capacity at cold side of the module under DT=0 °C
AC resistance (Ohms)	0.49	0.53	The module resistance is tested under AC
Tolerance (%)	± 10		For thermal and electricity parameters

### Geometric Characteristics Dimensions in millimeters



### Manufacturing Options

#### A. Solder:

1. T100: BiSn (Melting Point=138°C)
2. T200: CuSn (Melting Point= 227 °C)

#### B. Sealant:

1. NS: No sealing (Standard)
2. SS: Silicone sealant
3. EPS: Epoxy sealant
4. Customer specify sealing

#### C. Ceramics:

1. Alumina (Al<sub>2</sub>O<sub>3</sub>, white 96%)(AlO)
2. Aluminum Nitride (AlN)

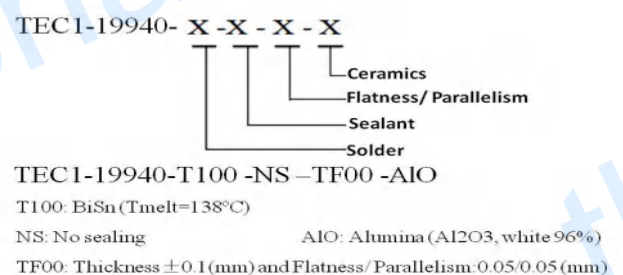
#### D. Ceramics Surface Options:

1. Blank ceramics (not metalized)
2. Metalized (Copper-Nickel plating)

### Ordering Option

Suffix	Thickness H / (mm)	Flatness/ Parallelism (mm)	Lead wire length (mm) Standard/Optional length
TF	0:3.8±0.1	0:0.05/0.05	150±3/Specify
TF	1:3.8±0.05	1:0.025/0.025	150±3/Specify
Eg. TF00: Thickness 3.8±0.1(mm) and Flatness 0.05/0.05(mm)			

### Naming for the Module

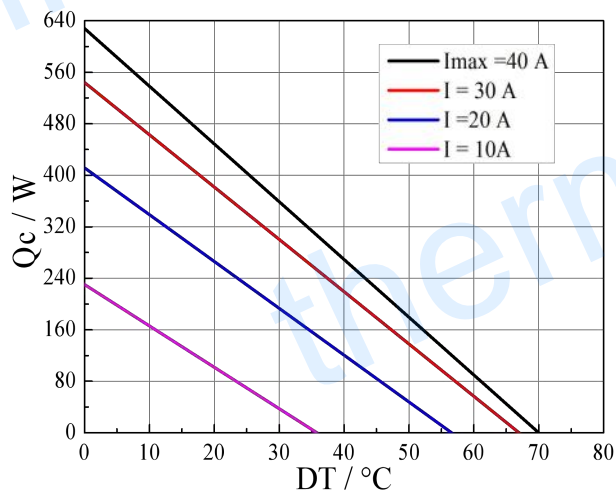
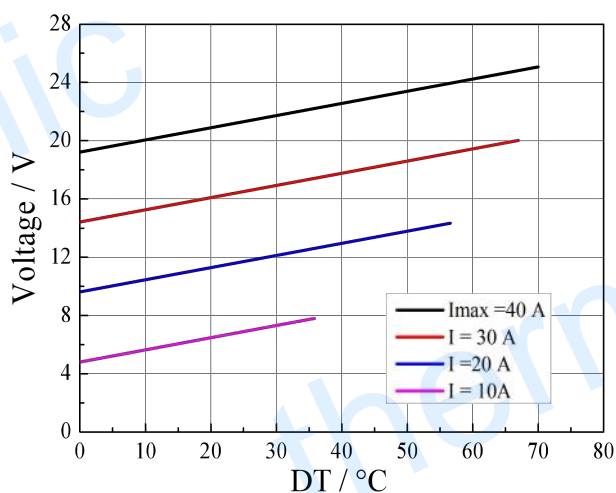
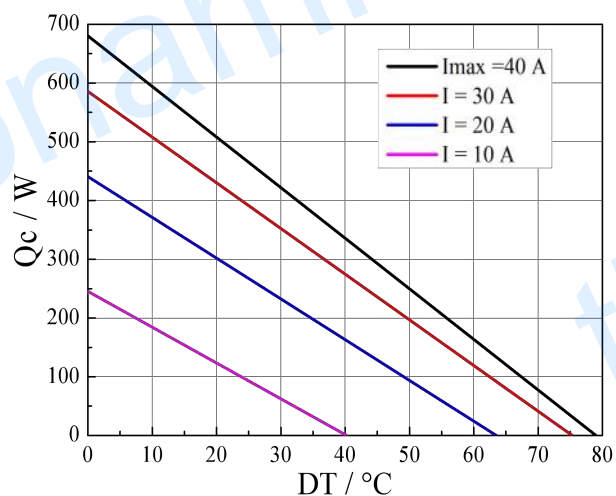
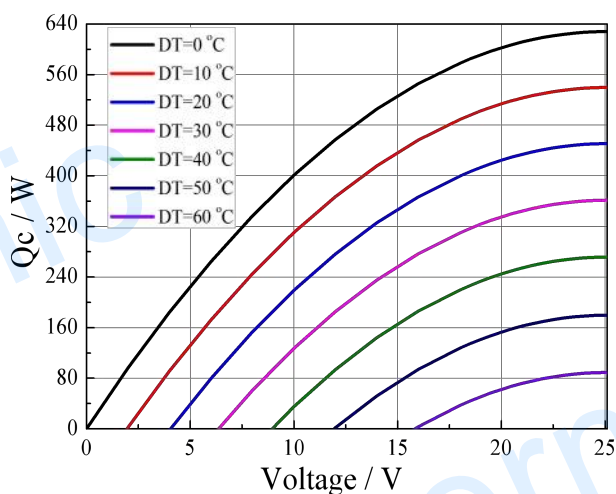
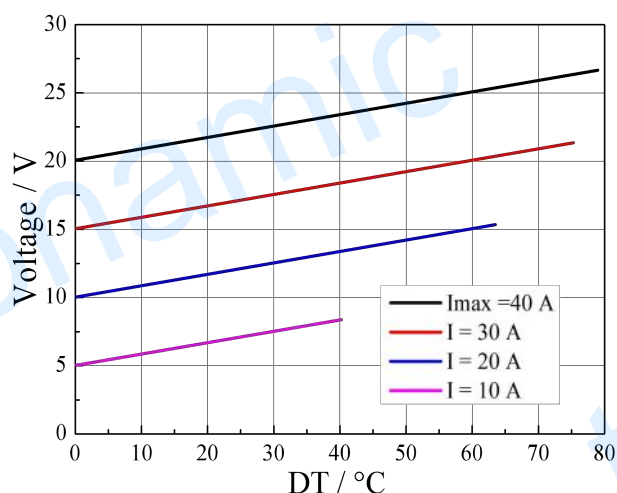
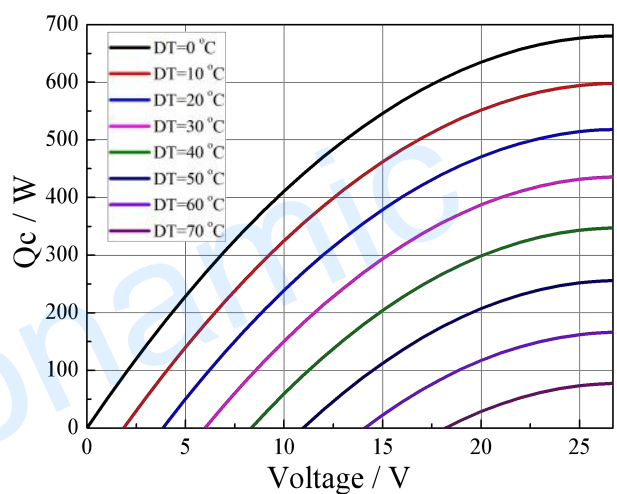


Creative technology with fine manufacturing processes provides you the reliable and quality products

Tel: +86-791-88198288 Fax: +86-791-88198308 Email: [sales@thermonamic.com.cn](mailto:sales@thermonamic.com.cn) Web Site: [www.thermonamic.com.cn](http://www.thermonamic.com.cn)

## Specification of Thermoelectric Module

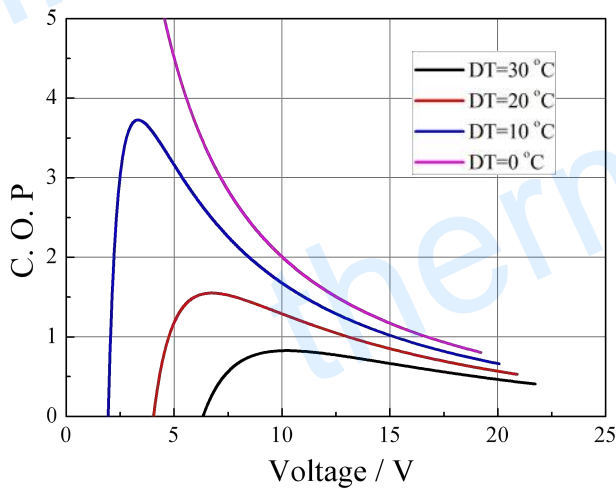
TEC1-19940

Performance Curves at  $T_h=27^\circ\text{C}$ Standard Performance Graph  $Q_c = f(DT)$ Performance Curves at  $T_h=50^\circ\text{C}$ Standard Performance Graph  $V = f(DT)$ Standard Performance Graph  $Q_c = f(V)$ 

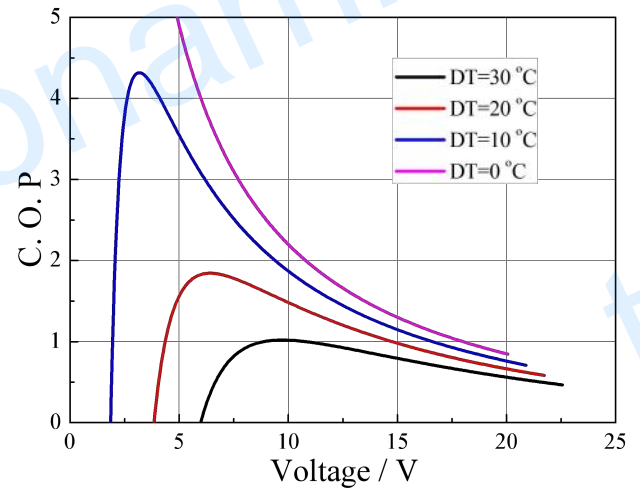
# Specification of Thermoelectric Module

## TEC1-19940

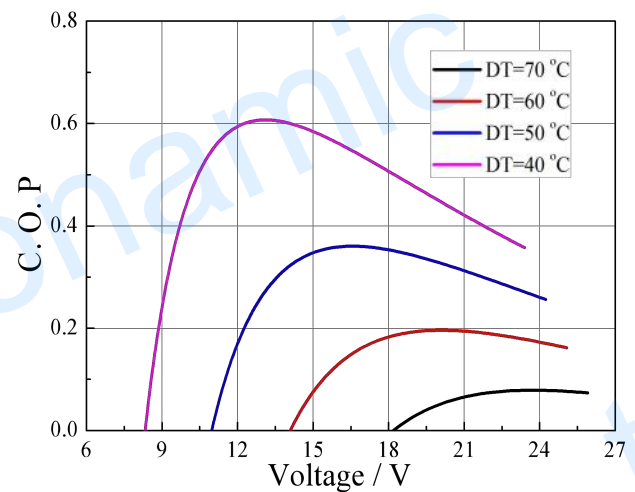
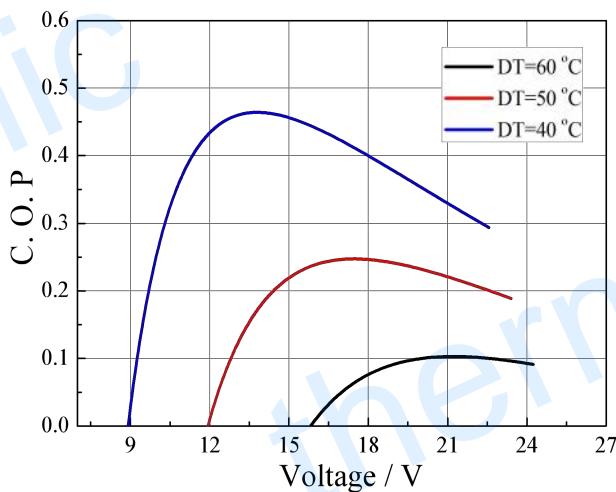
### Performance Curves at $T_h=27\text{ }^\circ\text{C}$



### Performance Curves at $T_h=50\text{ }^\circ\text{C}$



Standard Performance Graph COP = f(V) of DT ranged from 0 to 30 °C



Standard Performance Graph COP = f(V) of DT ranged from 40 to 60/70 °C

Remark: The coefficient of performance (COP) is the cooling power  $Q_c$ /Input power ( $V \times I$ ).

### Operation Cautions

- Attach the cold side of module to the object to be cooled
- Attach the hot side of module to a heat radiator for heat dissipating.
- Operation below  $I_{\max}$  or  $V_{\max}$
- Work under DC