

# Specification of Thermoelectric Module

## TEC2-127-127-04

### Description

The TEC2-127-127-04 is a multistage module designed for greater temperature differential cooling, good for cooling and heating up to 100 °C/ 200 °C applications. It is a 127-127 couples module in size of 40 mm × 40 mm (top) / 40 mm × 40 mm (bottom). If higher operation or processing temperature is required, please specify, we can design and manufacture according to your special requirements.

### Features

- High Temperature Differential
- No moving parts, no noise, and solid-state
- Compact structure, small in size, light in weight
- Environmental friendly
- RoHS compliant
- Precise temperature control
- Exceptionally reliable in quality, high performance

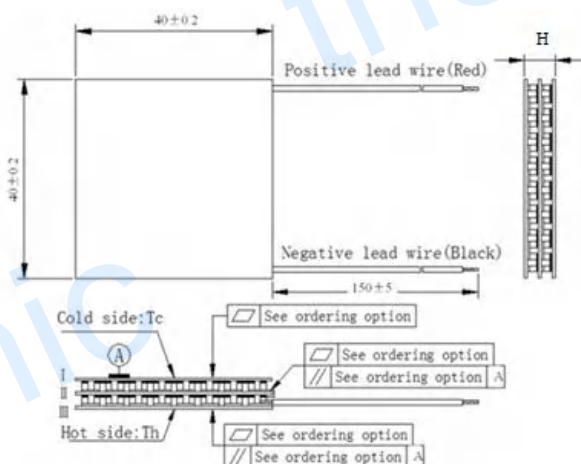
### Application

- Infrared (IR) Sensors
- CCD Sensor
- Gas Analyzers
- Calibration Equipment
- CPU cooler and scientific instrument
- Photonic and medical systems
- Guidance Systems

### Performance Specification Sheet

Th (°C)	27	50	Hot side temperature at environment: dry air, N <sub>2</sub>
DT <sub>max</sub> (°C)	90	101	Temperature Difference between cold and hot side of the module when cooling capacity is zero at cold side
U <sub>max</sub> (Voltage)	15.4	16.8	Voltage applied to the module at DT <sub>max</sub>
I <sub>max</sub> (amps)	4.0	4.0	DC current through the modules at DT <sub>max</sub>
Q <sub>Cmax</sub> (Watts)	24.5	26.3	Cooling capacity at cold side of the module under DT=0 °C
AC resistance (ohms)	3.65	3.90	The module resistance is tested under AC
Tolerance (%)	± 10		For thermal and electricity parameters

### Geometric Characteristics Dimensions in millimeters



### Manufacturing Options

#### A. Solder:

1. T100: BiSn (T<sub>melt</sub>=138°C)
2. T200: CuAgSn (T<sub>melt</sub> = 217°C)
3. T240: SbSn (T<sub>melt</sub> = 240°C)

#### B. Sealant:

1. NS: No sealing (Standard)
2. SS: Silicone sealant
3. EPS: Epoxy sealant

#### C. Ceramics:

1. Alumina (Al<sub>2</sub>O<sub>3</sub>, white 96%)
2. Aluminum Nitride (AlN)

#### D. Ceramics Surface Options:

1. Blank ceramics (not metalized)
2. Metalized

### Ordering Option

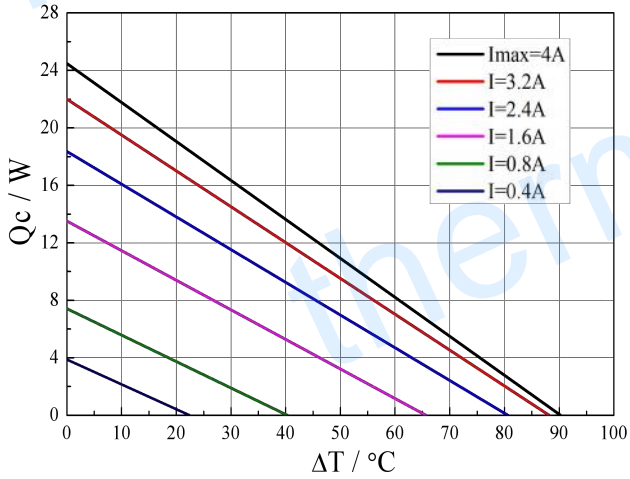
Suffix	Thickness (mm)	Flatness/ Parallelism (mm)	Lead wire length(mm) Standard/Optional length
TF	0: 9.3±0.2	0: Face II 0.08/0.08, Face III 0.08/0.08	150±5/Specify
TF	1: 9.3±0.1	1: Face II 0.03/0.03, Face III 0.03/0.03	150±5/Specify

Eg. TF01: Thickness 9.3±0.2(mm) and Flatness Face II 0.03/0.03, Face III 0.03/0.03(mm)

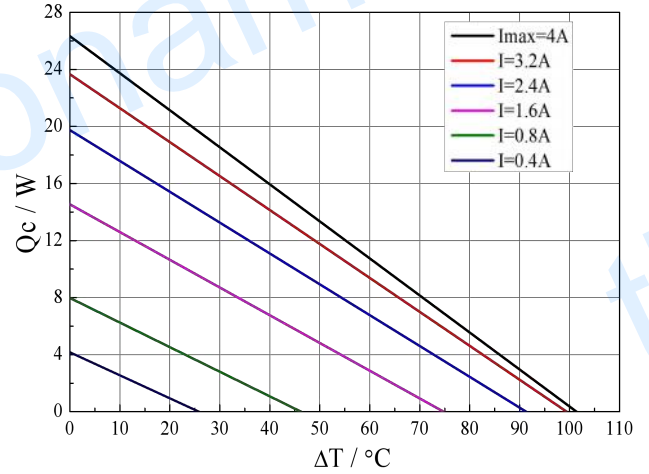
# Specification of Thermoelectric Module

TEC2-127-127-04

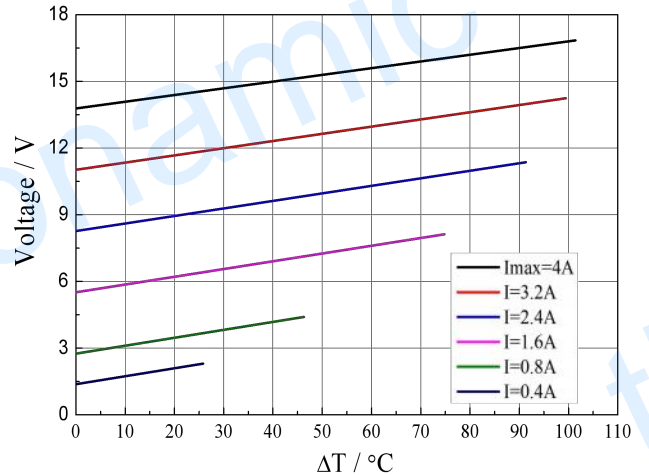
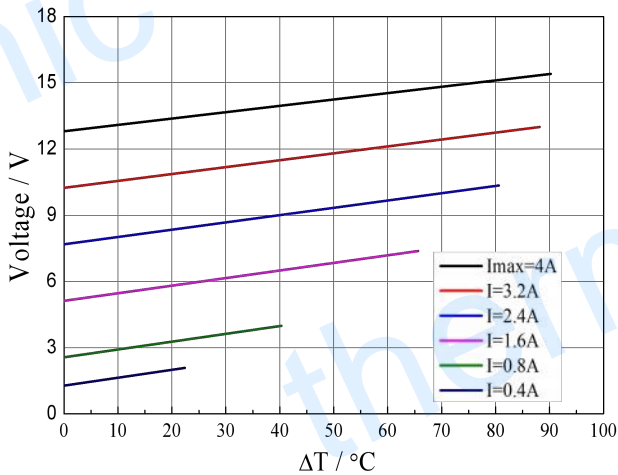
## Performance Curves at $T_h=27^\circ\text{C}$



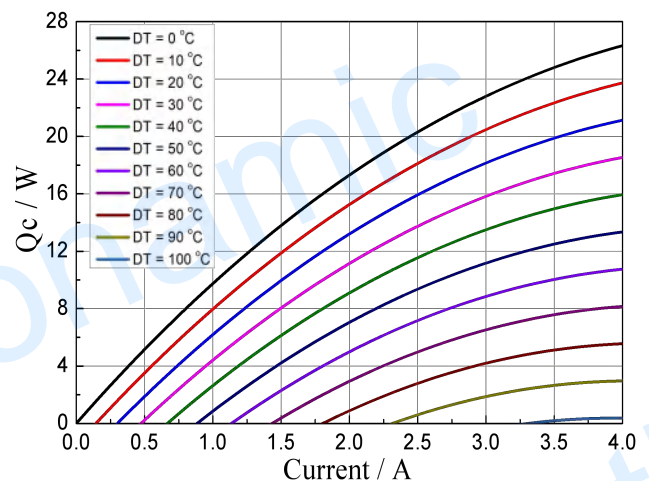
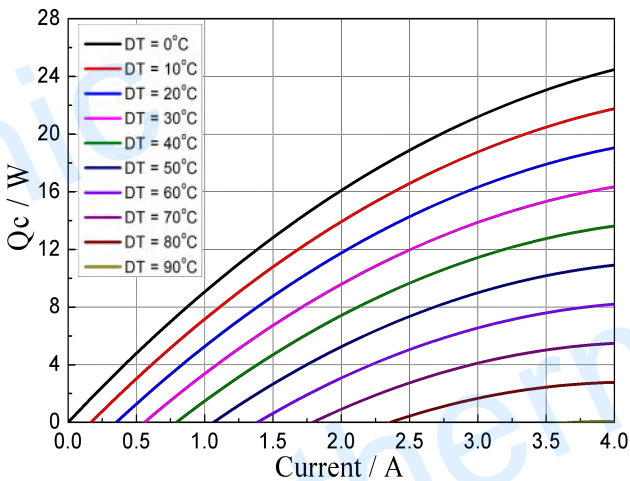
## Performance Curves at $T_h=50^\circ\text{C}$



Standard Performance Graph  $Q_c = f(\Delta T)$



Standard Performance Graph  $V = f(\Delta T)$

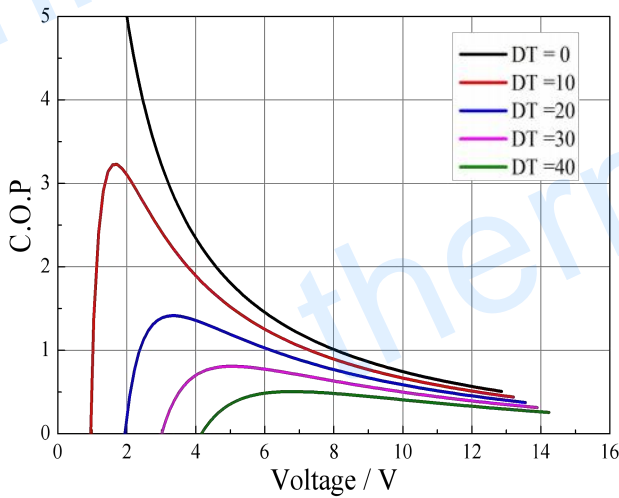


Standard Performance Graph  $Q_c = f(I)$

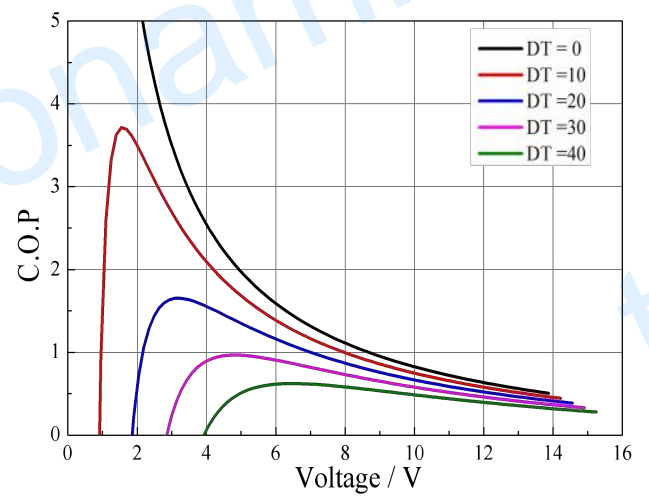
# Specification of Thermoelectric Module

TEC2-127-127-04

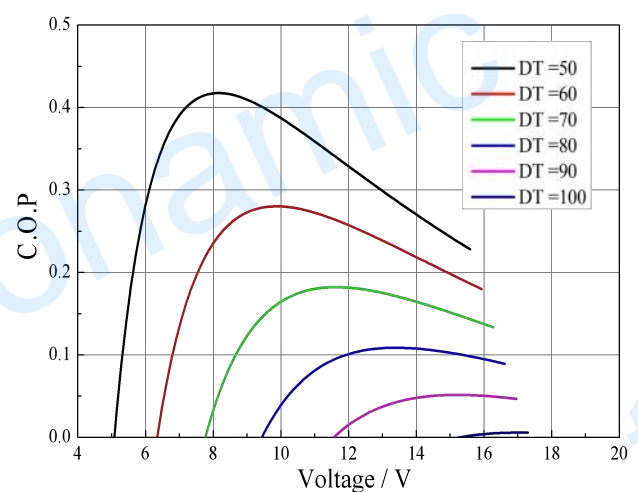
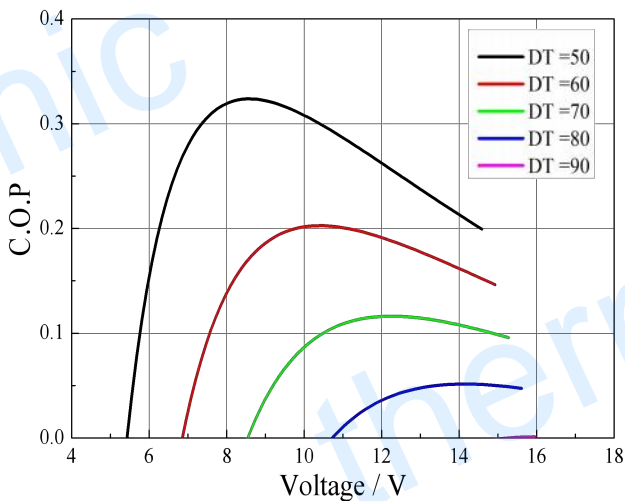
## Performance Curves at Th=27 °C



## Performance Curves at Th=50 °C



Standard Performance Graph COP = f(V) of DT ranged from 0 to 40 °C



Standard Performance Graph COP = f(V) of DT ranged from 50 to 90/100 °C

**Remark:** The coefficient of performance (COP) is the cooling power  $Q_c$ /Input power ( $V \times I$ ).

## Operation Cautions

- Attach the cold side of module to the object to be cooled
- Attach the hot side of module to a heat radiator for heat dissipating
- Storage module below 100 °C
- Operation below  $I_{max}$  or  $V_{max}$
- Work under DC