

Specification of Thermoelectric Module

TEC2-127-63-04

Description

The TEC2-127-63-04 is a multistage module designed for greater temperature differential cooling, good for cooling and heating up to 100 °C applications. It is a 127-63 couples module in size of 40 mm × 40 mm (top) / 40 mm × 40 mm (bottom). If higher operation or processing temperature is required, please specify, we can design and manufacture according to your special requirements.

Features

- High Temperature Differential
- No moving parts, no noise, and solid-state
- Compact structure, small in size, light in weight
- Environmental friendly
- RoHS compliant
- Precise temperature control
- Exceptionally reliable in quality, high performance

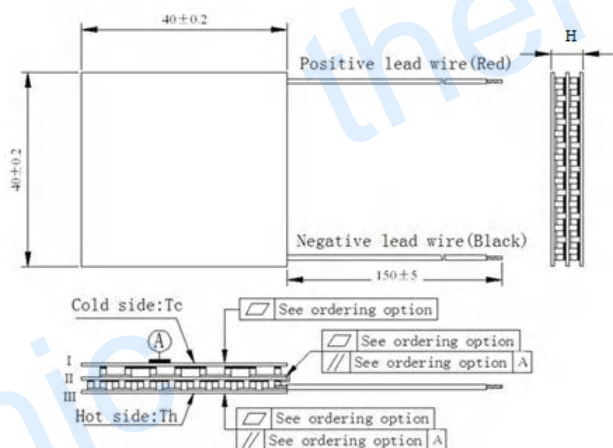
Application

- Infrared (IR) Sensors
- CCD Sensor
- Gas Analyzers
- Calibration Equipment
- CPU cooler and scientific instrument
- Photonic and medical systems
- Guidance Systems

Performance Specification Sheet

Th (°C)	27	50	Hot side temperature at environment: dry air, N ₂
DT _{max} (°C)	91	101	Temperature Difference between cold and hot side of the module when cooling capacity is zero at cold side
U _{max} (Voltage)	14.6	16.4	Voltage applied to the module at DT _{max}
I _{max} (Amps)	4.2	4.2	DC current through the modules at DT _{max}
Q _{cmax} (Watts)	26.0	28.6	Cooling capacity at cold side of the module under DT=0 °C
AC resistance (Ohms)	3.05	3.37	The module resistance is tested under AC
Tolerance (%)	± 10		For thermal and electricity parameters

Geometric Characteristics Dimensions in millimeters



Manufacturing Options

A. Solder:

1. T100: BiSn (Tmelt=138°C)
2. T200: CuAgSn (Tmelt = 217°C)
3. T240: SbSn (Tmelt = 240°C)

B. Sealant:

1. NS: No sealing (Standard)
2. SS: Silicone sealant
3. EPS: Epoxy sealant

C. Ceramics:

1. Alumina (Al₂O₃, white 96%)
2. Aluminum Nitride (AlN)

D. Ceramics Surface Options:

1. Blank ceramics (not metalized)
2. Metalized

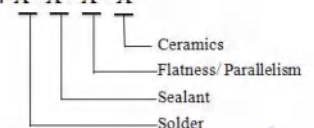
Ordering Option

Suffix	Thickness (mm)	Flatness/ Parallelism (mm)	Lead wire length(mm) Standard/Optional length
TF	0: 6.9±0.2	0: 0.08/0.08	150±5/Specify
TF	1: 6.9±0.1	1: 0.03/0.03	150±5/Specify

Eg. TF00: Thickness 6.9±0.2(mm) and Flatness/ Parallelism 0.08/0.08

Naming for the Module

TEC2-127-63-04-X -X - X - X



TEC2-127-63-04-T100 - NS - TF00 - A10

T100: Solder, BiSn (Melting Point=138 °C)

NS: No sealing

A10: Alumina white 96%

Creative technology with fine manufacturing processes provides you the reliable and quality products

Tel: +86-791-88198288

Fax: +86-791-88198308

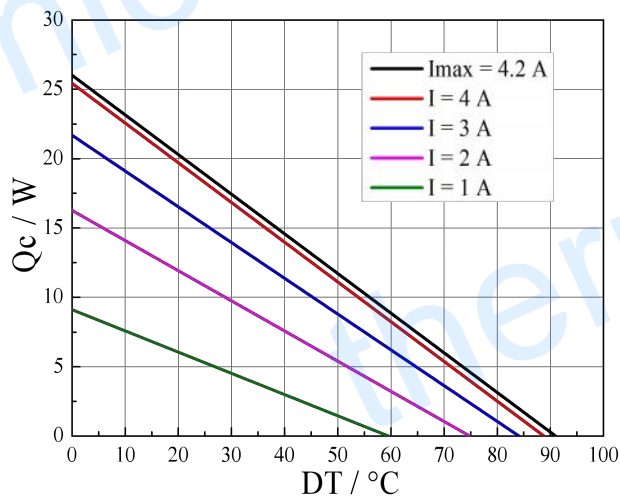
Email: sales@thermonamic.com.cn

Web Site: www.thermonamic.com.cn

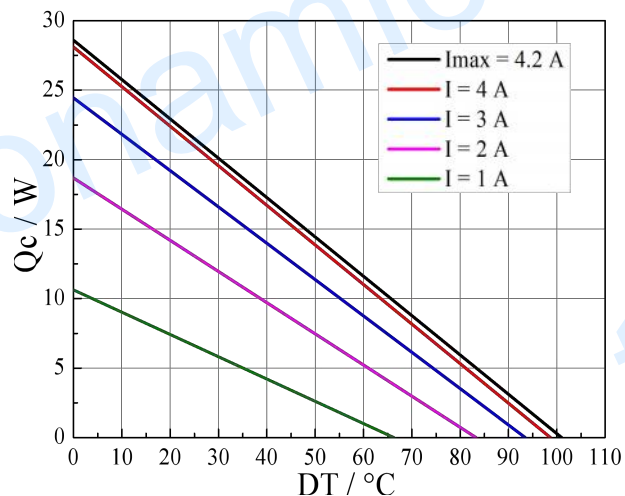
Specification of Thermoelectric Module

TEC2-127-63-04

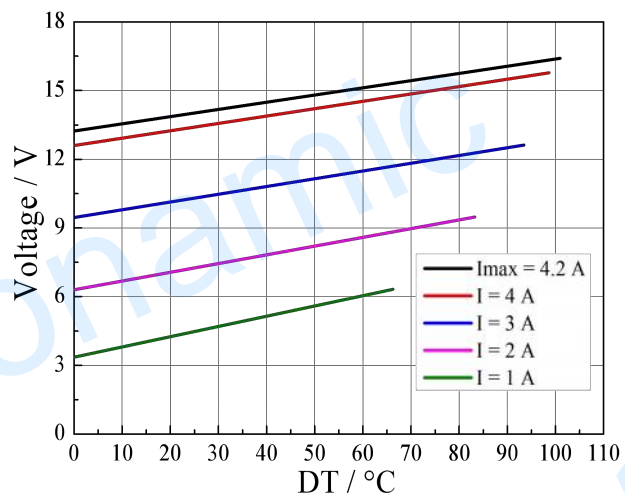
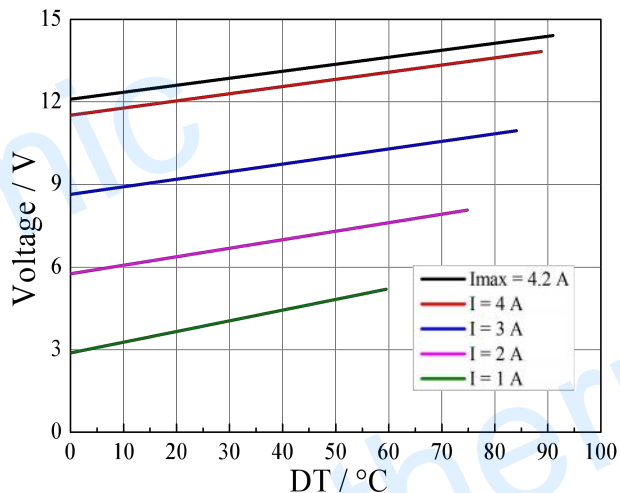
Performance Curves at Th=27 °C



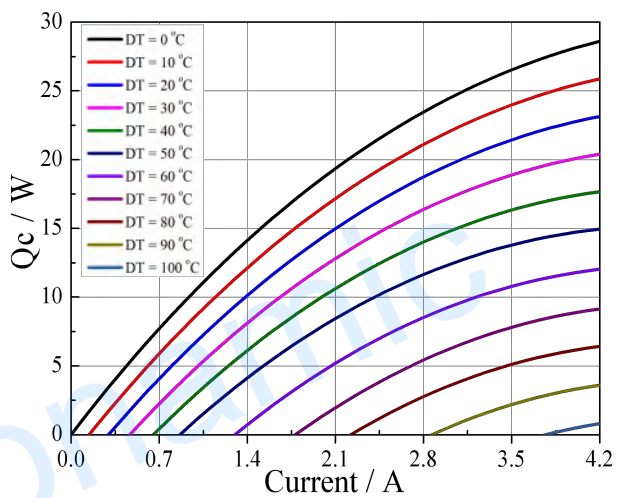
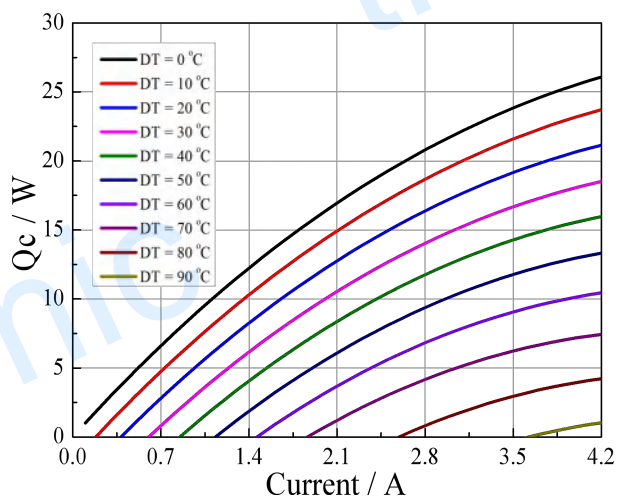
Performance Curves at Th=50 °C



Standard Performance Graph $Q_c = f(DT)$



Standard Performance Graph $V = f(DT)$



Standard Performance Graph $Q_c = f(I)$

Operation Cautions

- Attach the cold side of module to the object to be cooled
- Attach the hot side of module to a heat radiator for heat dissipating
- Operation below I_{max} or V_{max}
- Work under DC

Creative technology with fine manufacturing processes provides you the reliable and quality products

Tel: +86-791-88198288 Fax: +86-791-88198308 Email: sales@thermonamic.com.cn Web Site: www.thermonamic.com.cn