

Specification of Thermoelectric Module

TEC2-46-23-025

Description

The TEC2-46-23-025T250 is a multistage module designed for greater temperature differential cooling, good for cooling and heating up to 100 °C applications. It is a 46-23 couples module in size of 20 mm × 32mm (top) / 20mm × 35mm (bottom). If higher operation or processing temperature is required, please specify, we can design and manufacture according to your special requirements.

Features

- High Temperature Differential
- No moving parts, no noise, and solid-state
- Compact structure, small in size, light in weight
- Environmental friendly
- RoHS compliant
- Precise temperature control
- Exceptionally reliable in quality, high performance

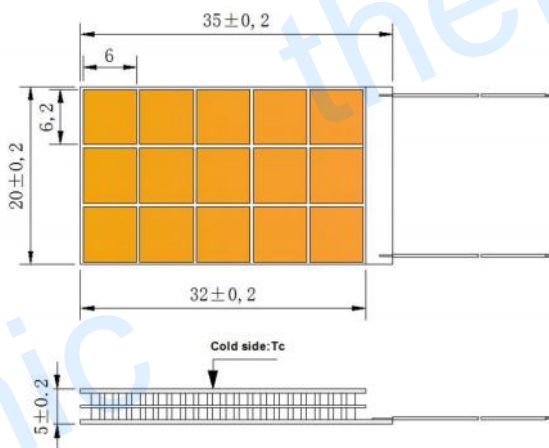
Application

- Infrared (IR) Sensors
- CCD Sensor
- Gas Analyzers
- Calibration Equipment
- CPU cooler and scientific instrument
- Photonic and medical systems
- Guidance Systems

Performance Specification Sheet

Th (°C)	27	50	Hot side temperature at environment: dry air, N ₂
DT _{max} (°C)	91	101	Temperature Difference between cold and hot side of the module when cooling capacity is zero at cold side
U _{max} (Voltage)	5.52	5.95	Voltage applied to the module at DT _{max}
I _{max} (Amps)	2.5	2.5	DC current through the modules at DT _{max}
Q _{Cmax} (Watts)	6.8	7.3	Cooling capacity at cold side of the module under DT=0 °C
AC resistance (Ohms)	2.15	2.32	The module resistance is tested under AC
Tolerance (%)	± 10		For thermal and electricity parameters

Geometric Characteristics Dimensions in millimeters



Manufacturing Options

A. Solder:

1. T100: BiSn (T_{melt}=138°C)
2. T200: CuSn (T_{melt} = 227 °C)

B. Sealant:

1. NS: No sealing (Standard)
2. SS: Silicone sealant
3. EPS: Epoxy sealant
4. Customer specify sealing

C. Ceramics:

1. Alumina (Al₂O₃, white 96%)
2. Aluminum Nitride (AlN)

D. Ceramics Surface Options:

1. Blank ceramics (not metallized)
2. Metallized (Au plating)

Ordering Option

Suffix	Thickness (mm)	Flatness/ Parallelism (mm)	Lead wire length(mm) Standard/Optional length
TF	0: 5.0± 0.2	0: Face II 0.08/0.08, Face III 0.10/0.10	125 ± 3 / Specify
TF	1: 5.0± 0.15	1: Face II 0.05/0.05, Face III 0.08/0.08	125 ± 3 / Specify
TF	2: 5.0± 0.1	2: Face II 0.03/0.03, Face III 0.05/0.05	125 ± 3 / Specify

Eg. TF02: Thickness ± 0.2(mm) and Flatness Face II 0.03/0.03, Face III 0.05/0.05

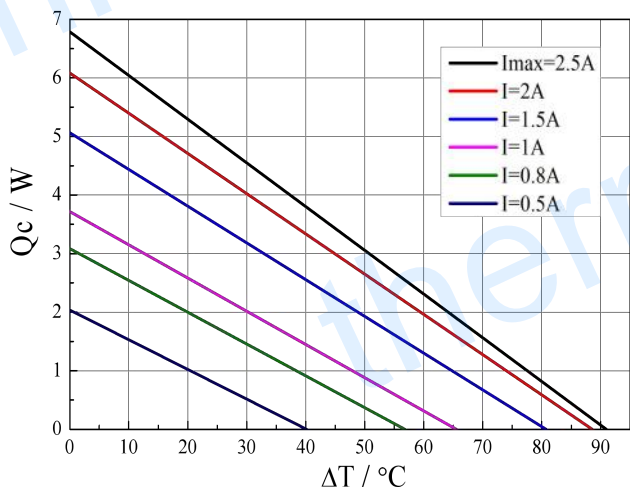
Creative technology with fine manufacturing processes provides you the reliable and quality products

Tel: +86-791-88198288 Fax: +86-791-88198308 Email: sales@thermonamic.com.cn Web Site: www.thermonamic.com.cn

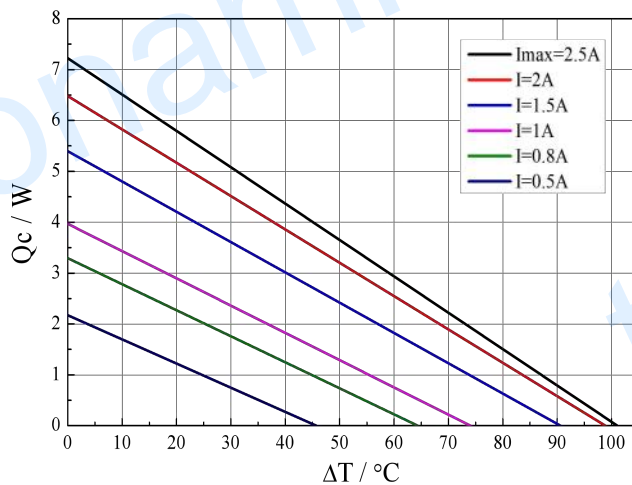
Specification of Thermoelectric Module

TEC2-46-23-025

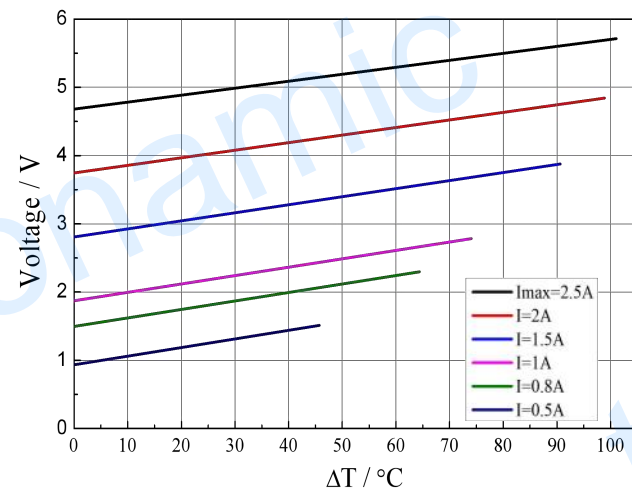
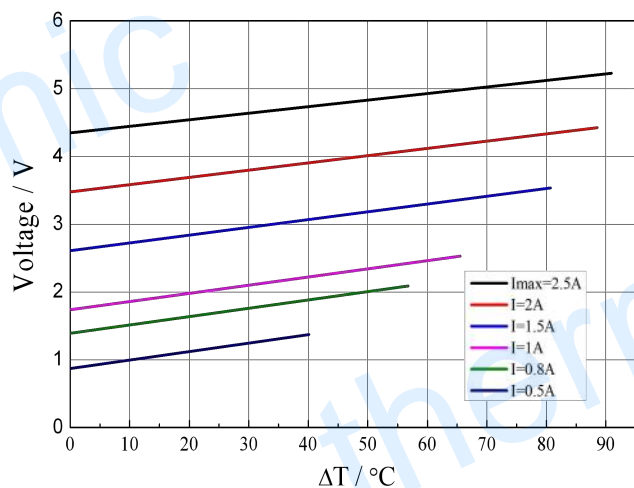
Performance Curves at Th=27 °C



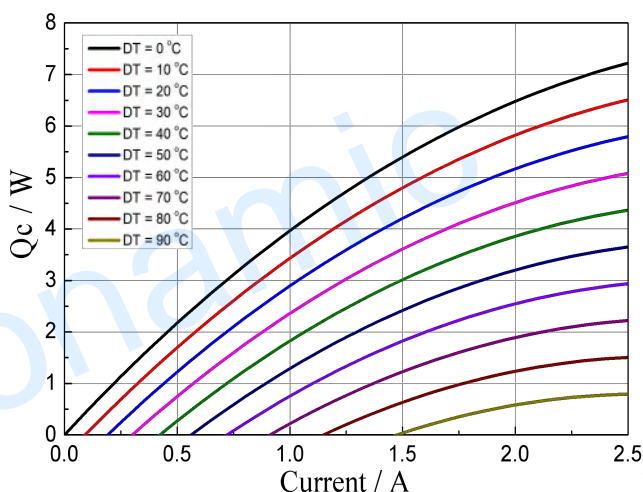
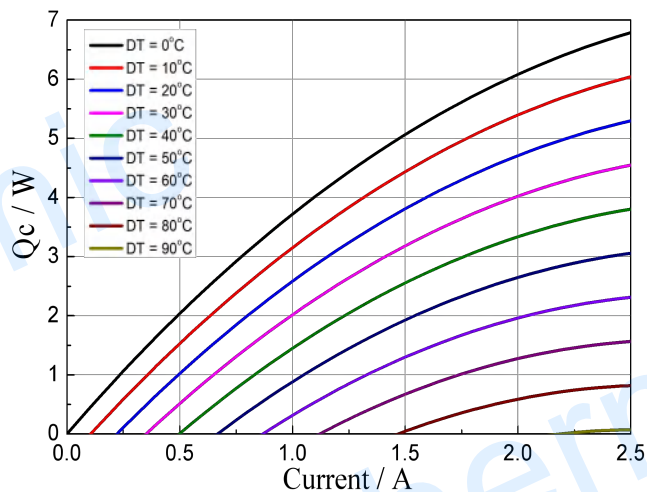
Performance Curves at Th=50 °C



Standard Performance Graph $Q_c = f(\Delta T)$



Standard Performance Graph $V = f(\Delta T)$

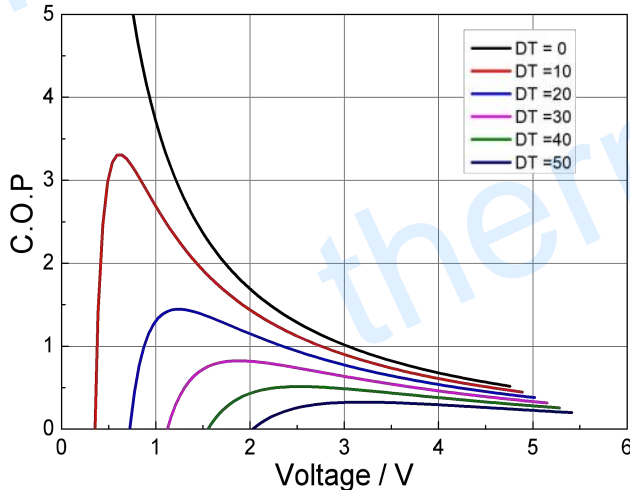


Standard Performance Graph $Q_c = f(V)$

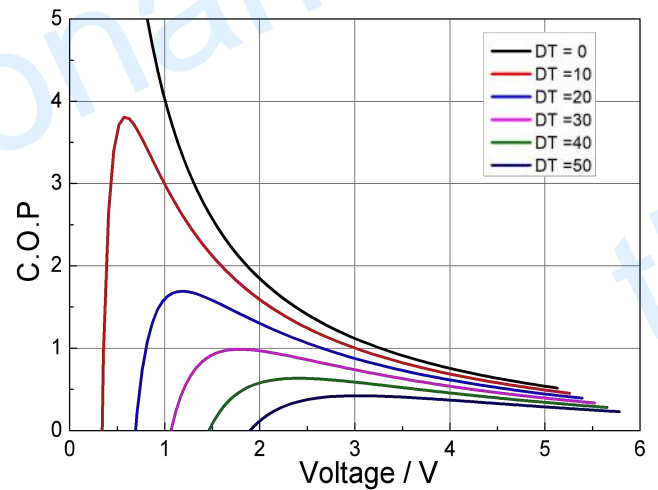
Specification of Thermoelectric Module

TEC2-46-23-025

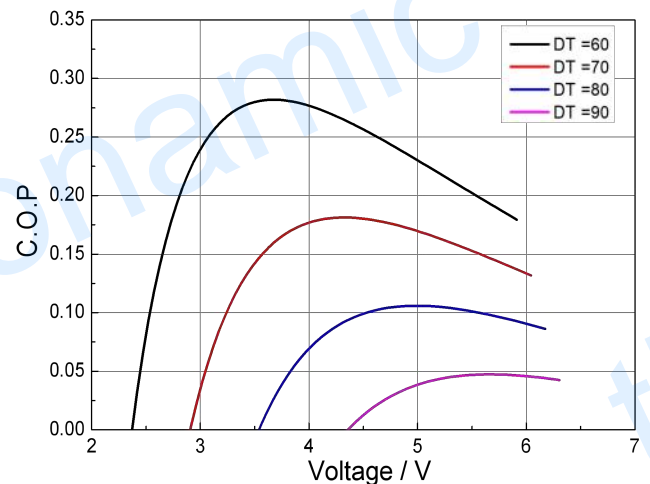
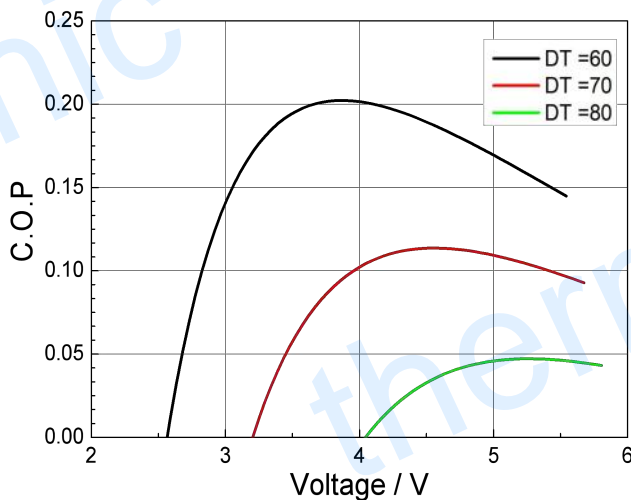
Performance Curves at Th=27 °C



Performance Curves at Th=50 °C



Standard Performance Graph COP = f(V) of ΔT ranged from 0 to 50 °C



Standard Performance Graph COP = f(V) of ΔT ranged from 60 to 80/90 °C

Operation Cautions

- Attach the cold side of module to the object to be cooled
- Attach the hot side of module to a heat radiator for heat dissipating
- Storage module below 100 °C
- Operation below I_{max} or V_{max}
- Work under DC