

Specification of Thermoelectric Module

TEFC1-01708

Description

The 17 couples, 6.2mmx6.2mm size module is a single stage module which is designed for cooling and heating up to 100°C applications. If higher operation or processing temperature is required, please specify, we can design and manufacture the custom made module according to your special requirements.

Features

- No moving parts, no noise, and solid-state
- Compact structure, small in size, light in weight
- Environmental friendly
- RoHS compliant
- Precise temperature control
- Exceptionally reliable in quality, high performance

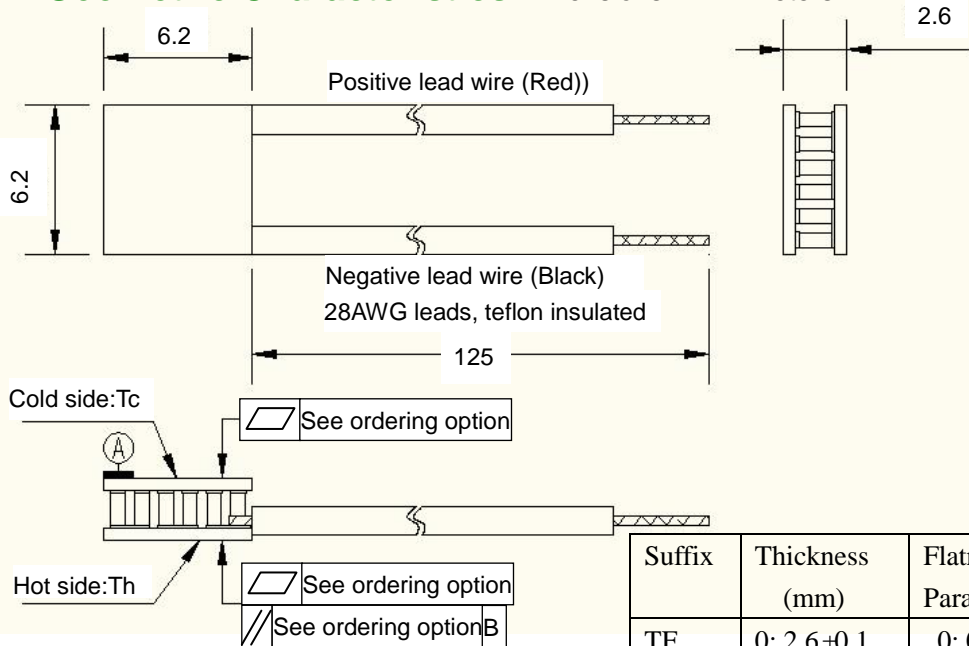
Application

- Temperature stabilizer
- CPU cooler and scientific instrument
- Photonic and medical systems
- Laser cooling
- CCD Sensor

Performance Specification Sheet

| | | | |
|----------------------------|----------|---------|-----------------------------------------------------------------------------------------------------------|
| Th(°C) | 27 | 50 | Hot side temperature at environment: dry air, N ₂ |
| DT _{max} (°C) | 68 | 76 | Temperature Difference between cold and hot side of the module when cooling capacity is zero at cold side |
| U _{max} (Voltage) | 2.07 | 2.32 | Voltage applied to the module at DT _{max} |
| I _{max} (amps) | 1.36 | 1.36 | DC current through the modules at DT _{max} |
| Q _{Cmax} (Watts) | 1.77 | 1.94 | Cooling capacity at cold side of the module under DT=0°C |
| AC resistance(ohms) | 1.2~1.45 | 1.3~1.6 | The module resistance is tested under AC |

Geometric Characteristics Dimensions in millimeters



Sealing Option

| Suffix | Sealant |
|--------|-------------------------------------------|
| NS | No sealing |
| SS | Silicone sealant |
| EPS | Epoxy |
| OS | Customer specify sealing other than above |

Ordering Option

Additional

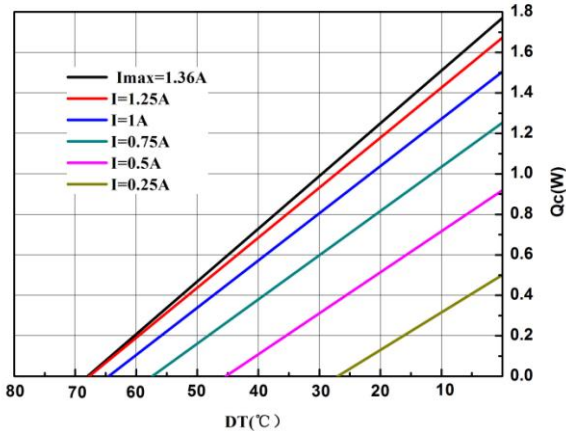
Ceramic material: Alumina (Al₂O₃, white 96%)
Solder tinning: Bismuth Tin (BiSn) M.P. 138°C

| Suffix | Thickness (mm) | Flatness/Parallelism (mm) | Lead wire length(mm) Standard/Optional length |
|--------------------------------------------------------------|----------------|---------------------------|-----------------------------------------------|
| TF | 0: 2.6±0.1 | 0: 0.010/0.010 | 125±1/Specify |
| TF | 1: 2.6±0.05 | 1: 0.008/0.008 | 125±1/Specify |
| TF | 2: 2.6±0.03 | 2: 0.005/0.005 | 125±1/Specify |
| Eg. TF01: Thickness 2.6±0.1(mm) and Flatness 0.008/0.008(mm) | | | |

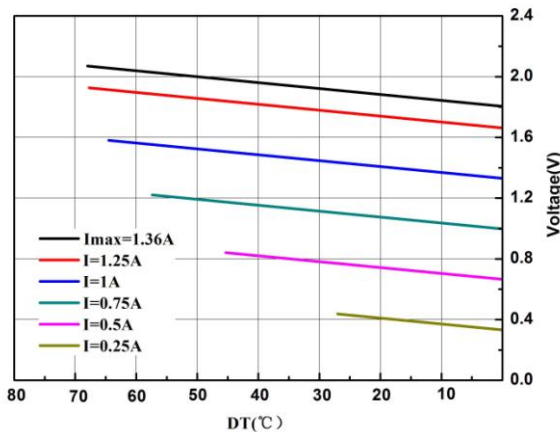
Specification of Thermoelectric Module

TEFC1-01708

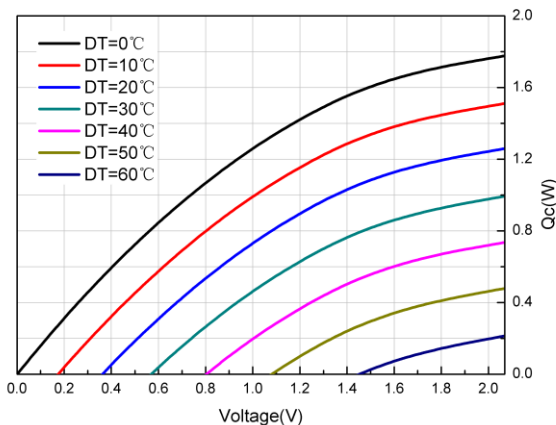
Performance Curves at Th=27°C



The chart for Q_c Vs DT under various currents

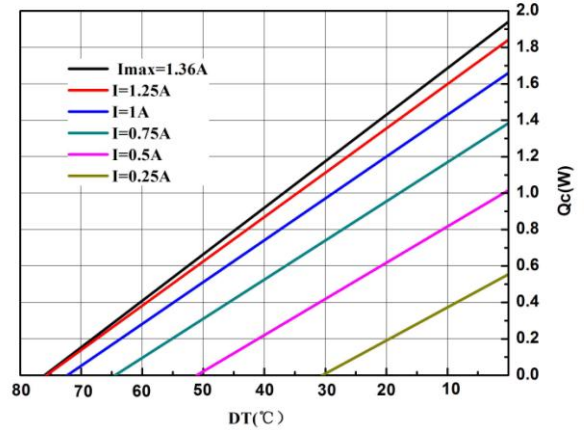


The chart for Voltage Vs DT under various currents

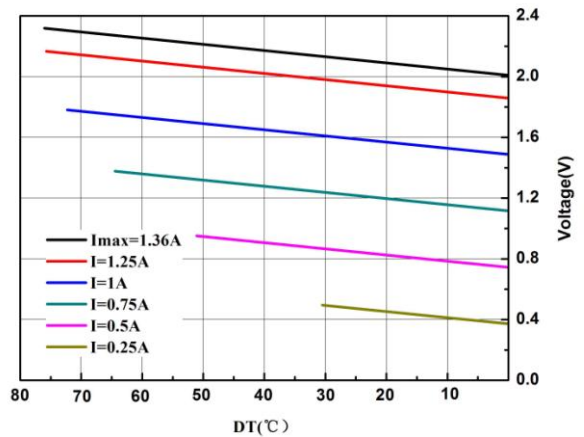


The chart for Q_c Vs Voltage under various DT

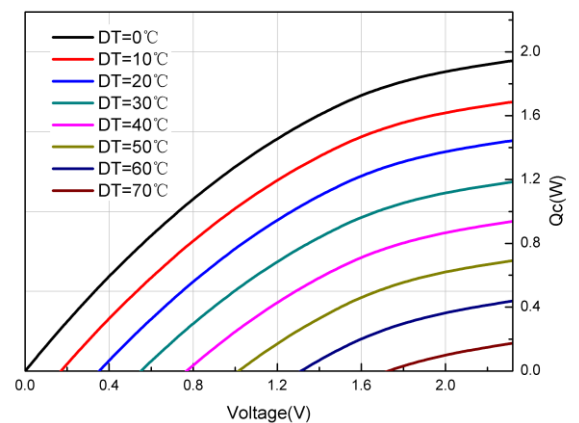
Performance Curves at Th=50°C



The chart for Q_c Vs DT under various currents



The chart for Voltage Vs DT under various currents



The chart for Q_c Vs Voltage under various DT

Operation Cautions

- Cold side of the module stucked on the object being cooled
- Hot side of the module mounted on a heat radiator
- Work under DC
- Operation below I_{max} or V_{max}
- Operation or storage module below 100°C