

# Specification of Thermoelectric Module

TEFC1-01720

## Description

The 17 couples, 6.2mmx6.2mm size module is a single stage module which is designed for cooling and heating up to 100°C applications. If higher operation or processing temperature is required, please specify, we can design and manufacture the custom made module according to your special requirements.

## Features

- No moving parts, no noise, and solid-state
- Compact structure, small in size, light in weight
- Environmental friendly
- RoHS compliant
- Precise temperature control
- Exceptionally reliable in quality, high performance

## Application

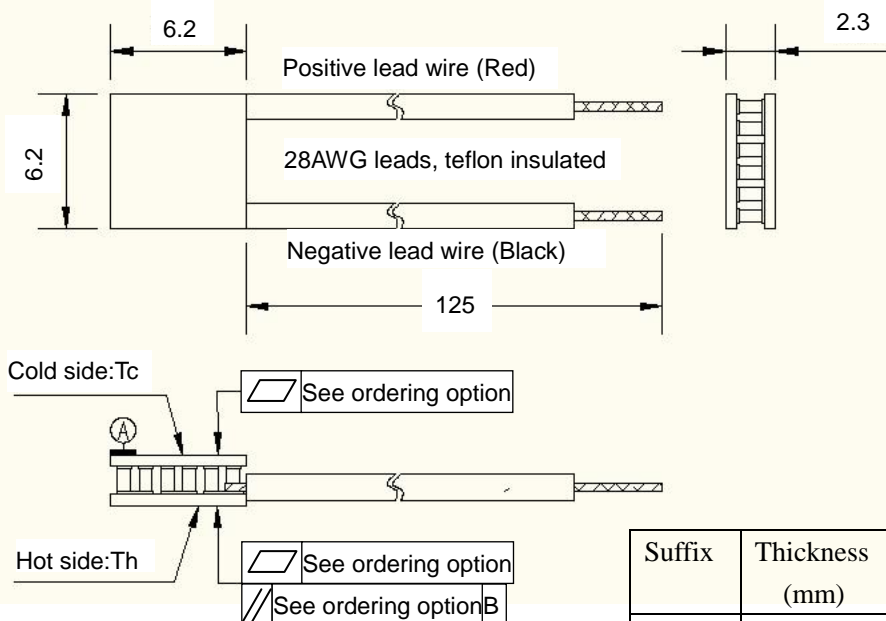
- Temperature stabilizer
- CPU cooler and scientific instrument
- Photonic and medical systems
- Laser cooling
- CCD Sensor

## Performance Specification Sheet

Th(°C)	27	50	Hot side temperature at environment: dry air, N <sub>2</sub>
DT <sub>max</sub> (°C)	68	76	Temperature Difference between cold and hot side of the module when cooling capacity is zero at cold side
U <sub>max</sub> (Voltage)	2.07	2.32	Voltage applied to the module at DT <sub>max</sub>
I <sub>max</sub> (amps)	1.75	1.75	DC current through the modules at DT <sub>max</sub>
Q <sub>Cmax</sub> (Watts)	2.28	2.50	Cooling capacity at cold side of the module under DT=0°C
AC resistance(ohms)	1~1.3	1.1~1.69	The module resistance is tested under AC

## Geometric Characteristics

Dimensions in millimeters



## Sealing Option

Suffix	Sealant
NS	No sealing
SS	Silicone sealant
EPS	Epoxy
OS	Customer specify sealing other than above

## Ordering Option

Suffix	Thickness (mm)	Flatness/Parallelism (mm)	Lead wire length(mm) Standard/Optional length
TF	0: 2.3±0.1	0: 0.010/0.010	125±1/Specify
TF	1: 2.3±0.05	1: 0.008/0.008	125±1/Specify
TF	2: 2.3±0.03	2: 0.005/0.005	125±1/Specify

Eg. TF01: Thickness 2.3±0.1(mm) and Flatness 0.008/0.008(mm)

## Additional

Ceramic material: Alumina (Al<sub>2</sub>O<sub>3</sub>, white 96%)

Solder tinning: Bismuth Tin (BiSn) M.P. 138°C

Creative technology with fine manufacturing processes provides you the reliable and quality products.

Tel: +86-791-88198288

Fax: +86-791-88198308

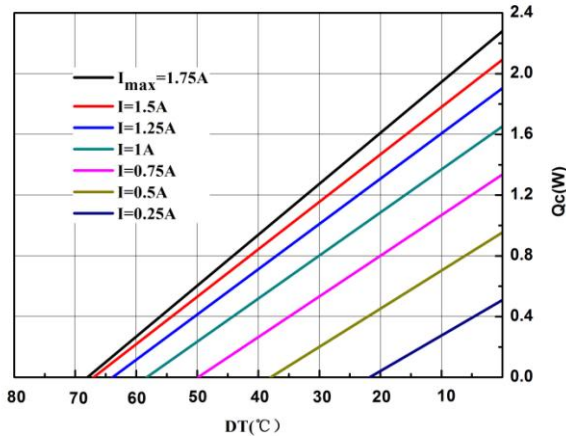
Email: info@thermonamic.com

Web Site: www.thermonamic.com

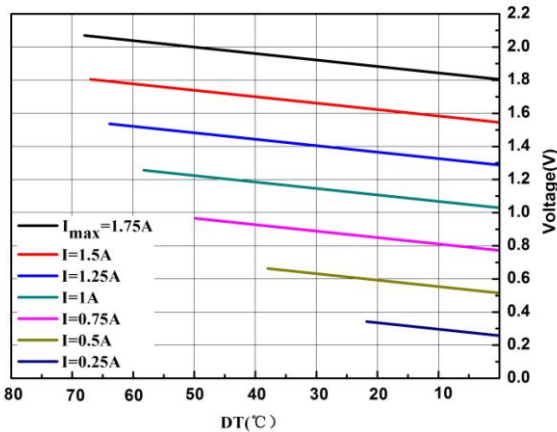
# Specification of Thermoelectric Module

TEFC1-01720

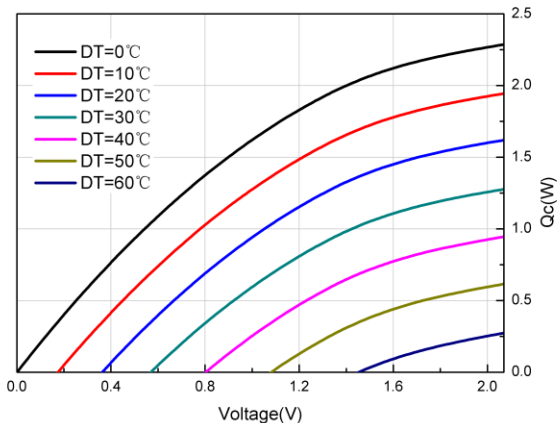
## Performance Curves at Th=27°C



The chart for Q<sub>c</sub> Vs DT under various currents

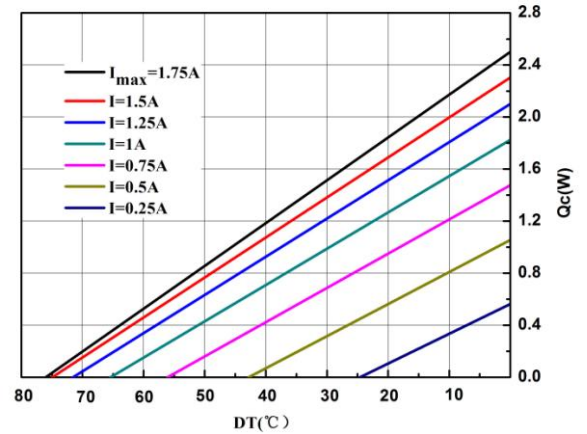


The chart for Voltage Vs DT under various currents

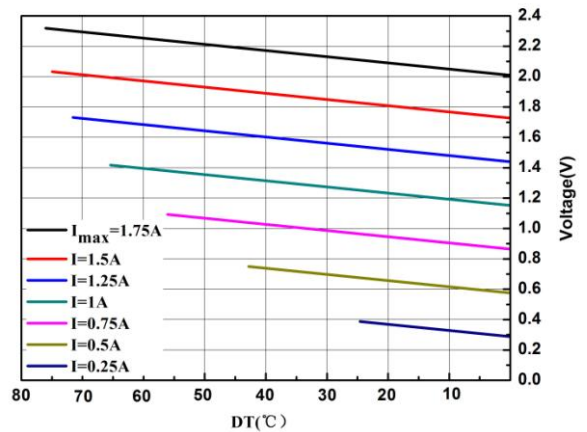


The chart for Q<sub>c</sub> Vs Voltage under various DT

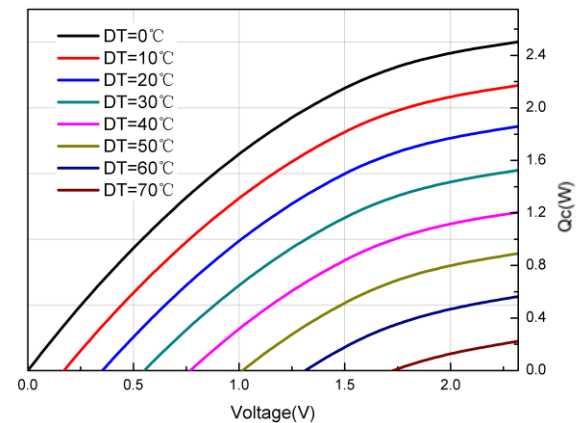
## Performance Curves at Th=50°C



The chart for Q<sub>c</sub> Vs DT under various currents



The chart for Voltage Vs DT under various currents



The chart for Q<sub>c</sub> Vs Voltage under various DT

## Operation Cautions

- Cold side of the module stucked on the object being cooled
- Hot side of the module mounted on a heat radiator
- Work under DC
- Operation below  $I_{max}$  or  $V_{max}$
- Operation or storage module below 100°C