

Specification of Thermoelectric Module

TEFC1-03515

Description

The 35 couples, 12 mm × 6 mm size single module which is made of selected high performance ingot to achieve superior cooling performance and greater delta T up to 70 °C, designed for superior cooling and heating up to 100 °C/200 °C applications. If higher operation or processing temperature is required, please specify, we can design and manufacture the custom made module according to your special requirements.

Features

- No moving parts, no noise, and solid-state
- Compact structure, small in size, light in weight
- Environmental friendly
- RoHS compliant
- Precise temperature control
- Exceptionally reliable in quality, high performance

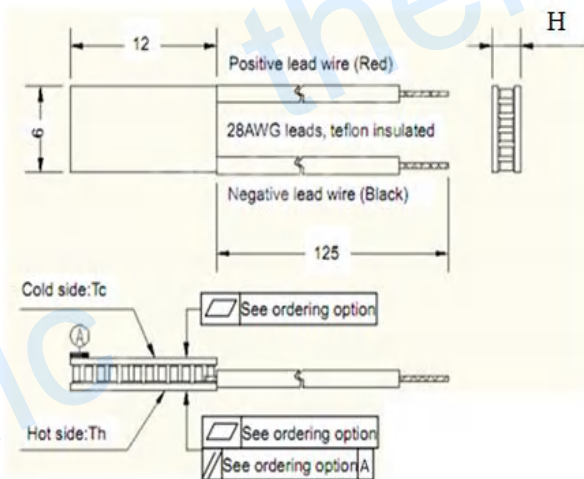
Application

- Food and beverage service refrigerator
- Portable cooler box for cars
- Liquid cooling
- Temperature stabilizer
- CPU cooler and scientific instrument
- Photonic and medical systems

Performance Specification Sheet

Th (°C)	27	50	Hot side temperature at environment: dry air, N ₂
DT _{max} (°C)	70	79	Temperature Difference between cold and hot side of the module when cooling capacity is zero at cold side
U _{max} (Voltage)	4.41	4.77	Voltage applied to the module at DT _{max}
I _{max} (amps)	1.50	1.50	DC current through the modules at DT _{max}
Q _{Cmax} (Watts)	4.15	4.46	Cooling capacity at cold side of the module under DT=0 °C
AC resistance (ohms)	2.25	2.42	The module resistance is tested under AC
Tolerance (%)	10%		For thermal and electricity parameters

Geometric Characteristics Dimensions in millimeters



Manufacturing Options

A. Solder:

1. T100: BiSn (T_{melt}=138°C)
2. T200: CuAgSn (T_{melt} = 217°C)
3. T240: SbSn (T_{melt} = 240°C)

B. Sealant:

1. NS: No sealing (Standard)
2. SS: Silicone sealant
3. EPS: Epoxy sealant

C. Ceramics:

1. Alumina (Al₂O₃, white 96%)
2. Aluminum Nitride (AlN)

D. Ceramics Surface Options:

1. Blank ceramics (not metalized)
2. Metalized

Ordering Option

Suffix	Thickness H (mm)	Flatness/ Parallelism (mm)	Lead wire length(mm) Standard/Optional length
TF	0:2.75±0.1	0:0.05/0.05	125±3/Specify
TF	1:2.75±0.03	1:0.02/0.02	125±3/Specify

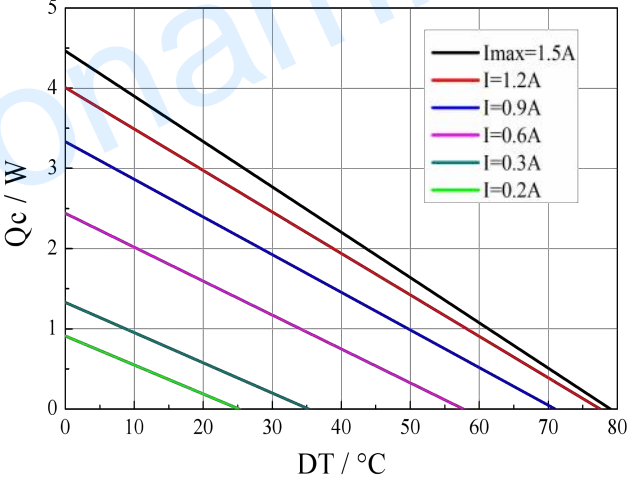
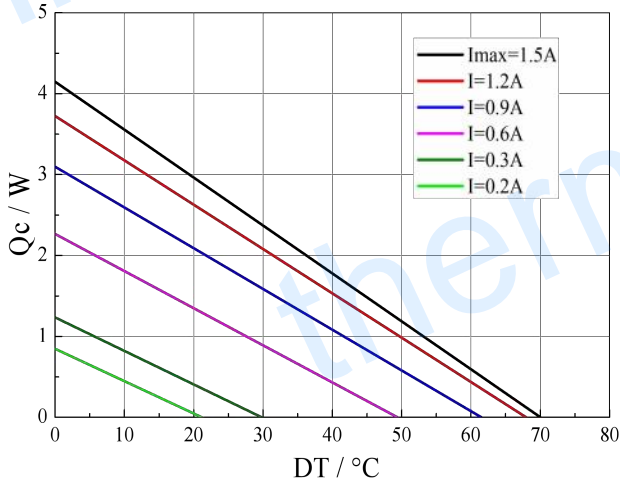
Eg. TF01: Thickness 2.75± 0.1 (mm) and Flatness 0.02 / 0.02(mm)

Specification of Thermoelectric Module

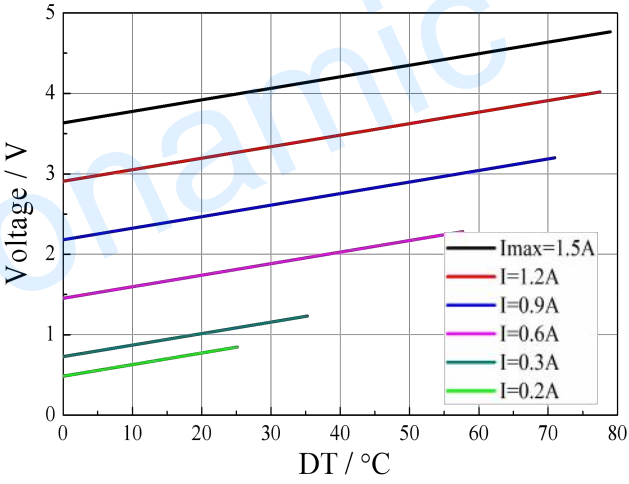
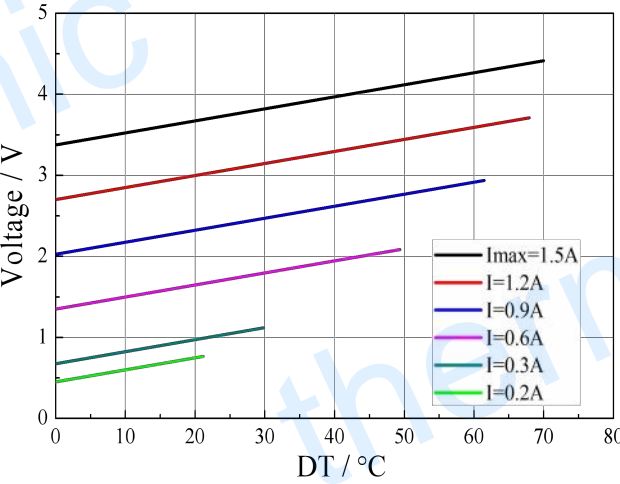
TEFC1-03515

Performance Curves at Th=27 °C

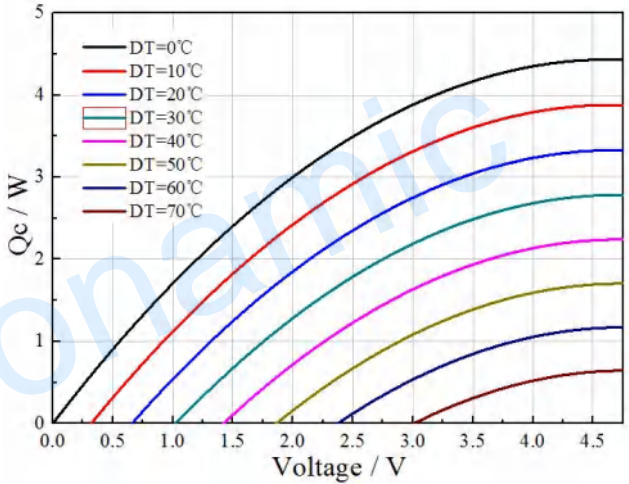
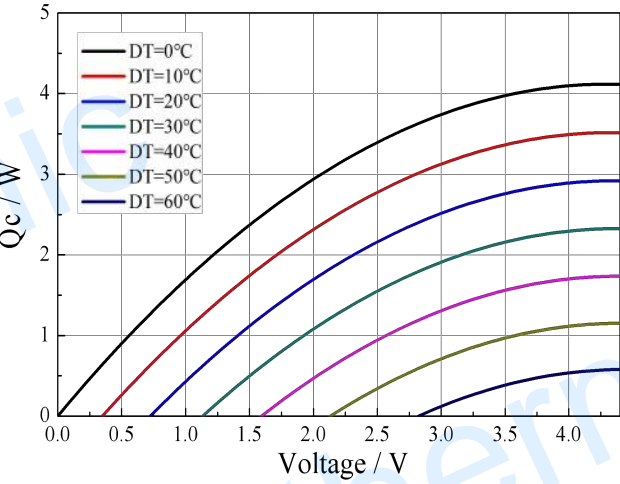
Performance Curves at Th=50 °C



Standard Performance Graph $Q_c = f(DT)$



Standard Performance Graph $V = f(DT)$



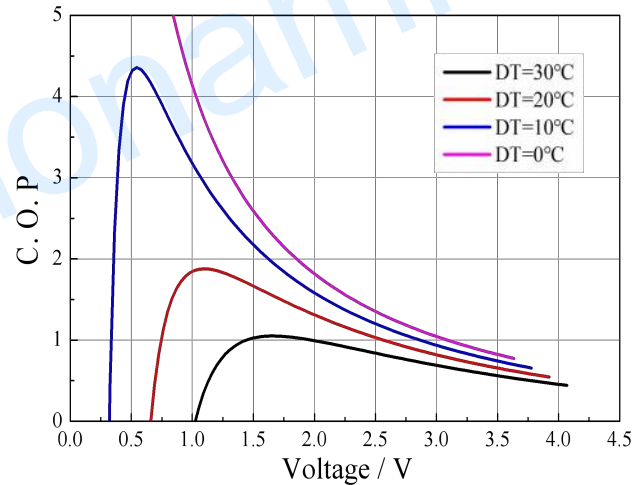
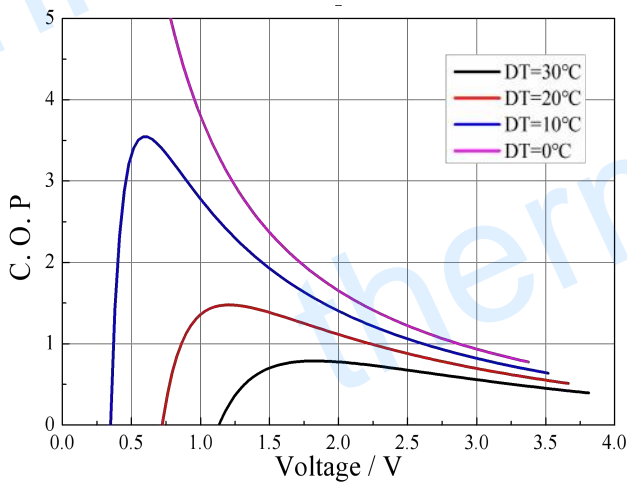
Standard Performance Graph $Q_c = f(V)$

Specification of Thermoelectric Module

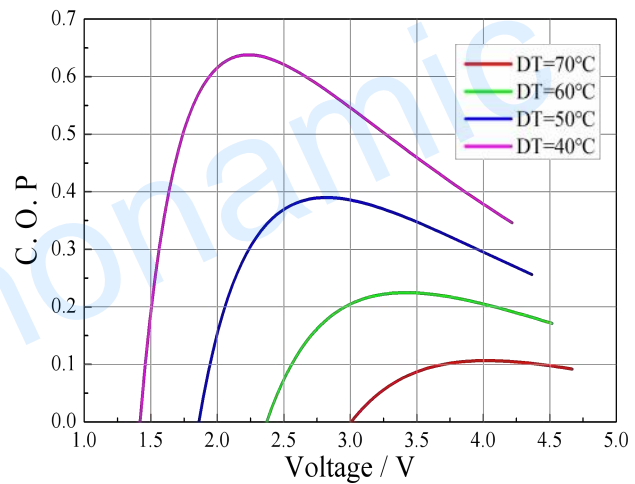
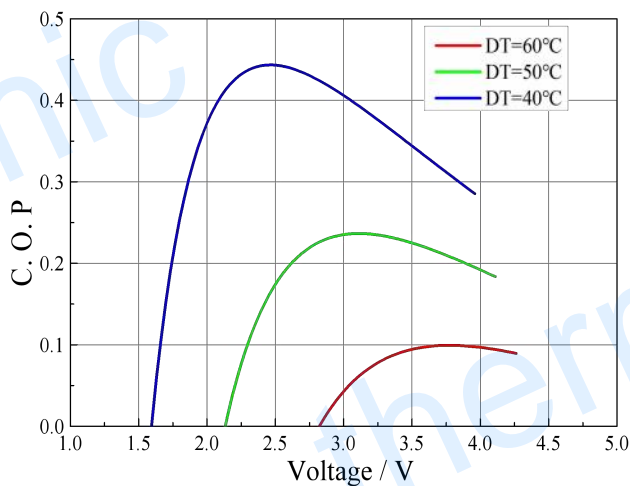
TEFC1-03515

Performance Curves at Th=27 °C

Performance Curves at Th=50 °C



Standard Performance Graph COP = f(V) of DT ranged from 0 to 30 °C



Standard Performance Graph COP = f(V) of DT ranged from 40 to 60/70 °C

Remark: The coefficient of performance (COP) is the cooling power Q_c /Input power ($V \times I$).

Operation Cautions

- Attach the cold side of module to the object to be cooled
- Attach the hot side of module to a heat radiator for heat dissipating
- Operation below I_{max} or V_{max}
- Work under DC

Note: All specifications subject to change without notice.