

Specification of Thermoelectric Module

TEFC1-12707

Description

The 127 couples, 10mm × 10mm size module which is made of selected high performance ingot to achieve superior cooling performance and greater delta T up to 74 °C, designed for superior cooling and heating up to 100/200 °C applications. If higher operation or processing temperature is required, please specify, we can design and manufacture the custom made module according to your special requirements.

Features

- No moving parts, no noise, and solid-state
- Compact structure, small in size, light in weight
- Environmental friendly
- RoHS compliant
- Precise temperature control
- Exceptionally reliable in quality, high performance

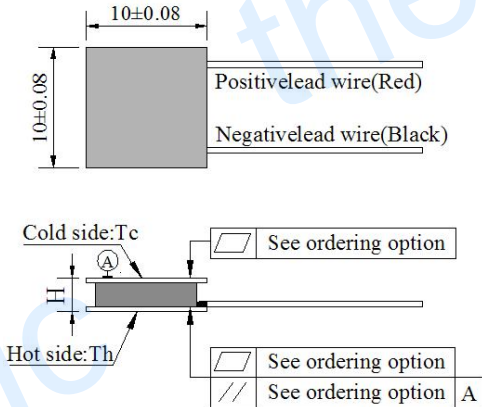
Application

- Food and beverage service refrigerator
- Portable cooler box for cars
- Liquid cooling
- Temperature stabilizer
- CPU cooler and scientific instrument
- Photonic and medical systems

Performance Specification Sheet

Th (°C)	27	50	Hot side temperature at environment: dry air, N ₂
DT _{max} (°C)	74	83	Temperature Difference between cold and hot side of the module when cooling capacity is zero at cold side
U _{max} (Voltage)	16.8	18.0	Voltage applied to the module at DT _{max}
I _{max} (Amps)	0.7	0.7	DC current through the modules at DT _{max}
Q _{Cmax} (Watts)	7.5	8.2	Cooling capacity at cold side of the module under DT=0 °C
AC resistance (Ohms)	18.1	19.2	The module resistance is tested under AC
Tolerance (%)	10%		For thermal and electricity parameters

Geometric Characteristics Dimensions in millimeters



Manufacturing Options

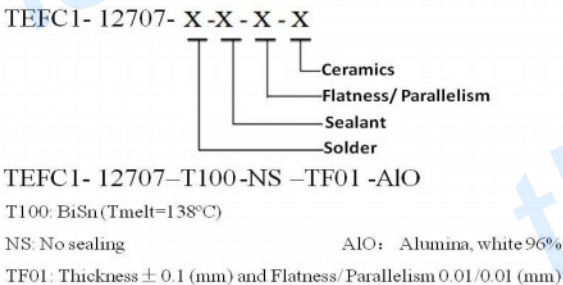
- | | |
|--------------------------------|---|
| A. Solder: | C. Ceramics: |
| 1. T100: BiSn (Tmelt=138°C) | 1. Alumina (Al ₂ O ₃ , white 96%) |
| 2. T200: CuSn (Tmelt = 227 °C) | 2. Aluminum Nitride (AlN) |
| B. Sealant: | D. Ceramics Surface Options: |
| 1. NS: No sealing (Standard) | 1. Blank ceramics (not metallized) |
| 2. SS: Silicone sealant | 2. Metallized (Au plating) |
| 3. EPS: Epoxy sealant | |
| 4. Customer specify sealing | |

Ordering Option

Suffix	Thickness H (mm)	Flatness/ Parallelism (mm)	Lead wire length(mm) Standard/Optional length
TF	0: 1.8 ± 0.1	0: 0.015/0.015	20±1/Specify
TF	1: 1.8 ± 0.05	1: 0.01/0.01	20±1/Specify
TF	2: 1.8 ± 0.025	2: 0.008/0.008	20±1/Specify

Eg. TF01: Thickness 1.8 ± 0.1 (mm) and Flatness 0.01/0.01 (mm)

Naming for the Module



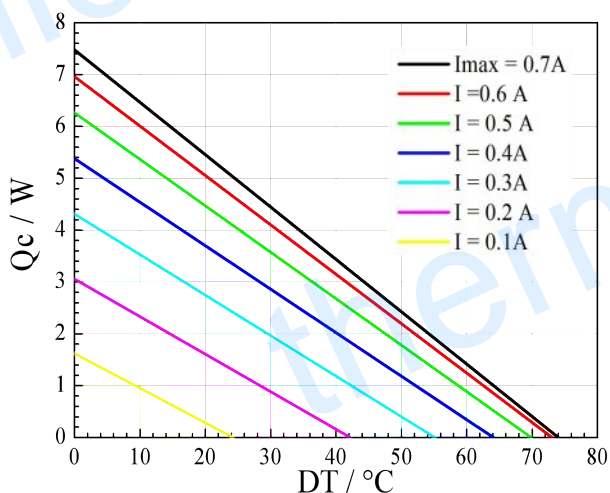
Creative technology with fine manufacturing processes provides you the reliable and quality products

Tel: +86-791-88198288 Fax: +86-791-88198308 Email: sales@thermonamic.com.cn Web Site: www.thermonamic.com.cn

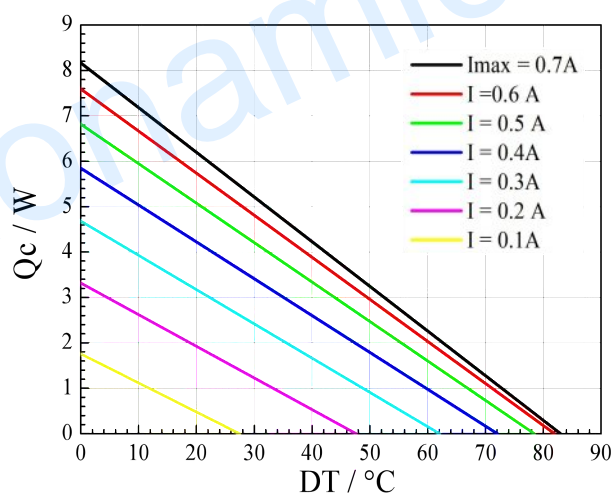
Specification of Thermoelectric Module

TEFC1-12707

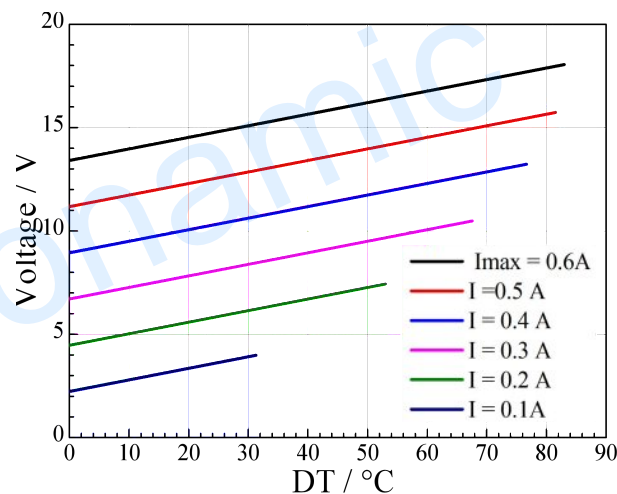
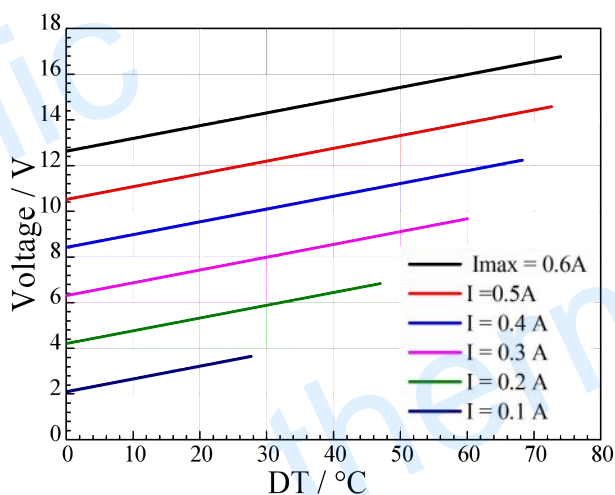
Performance Curves at $T_h=27\text{ }^\circ\text{C}$



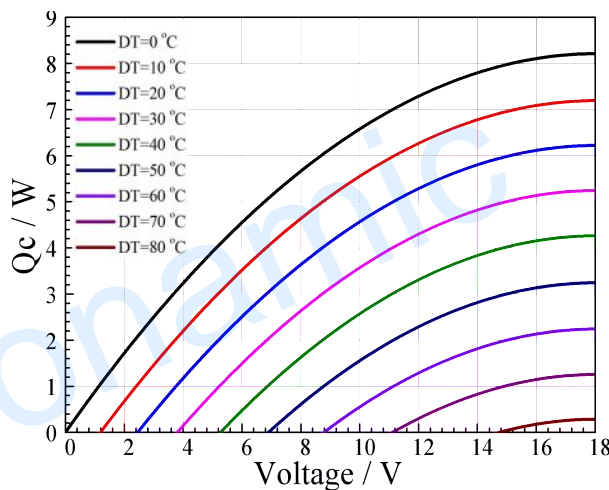
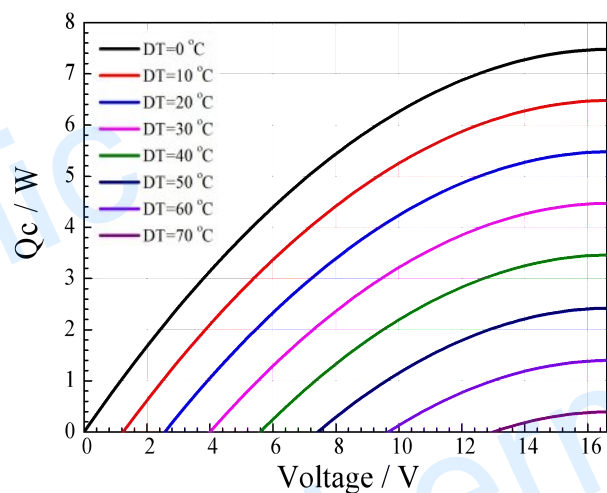
Performance Curves at $T_h=50\text{ }^\circ\text{C}$



Standard Performance Graph $Q_c=f(DT)$



Standard Performance Graph $V=f(DT)$

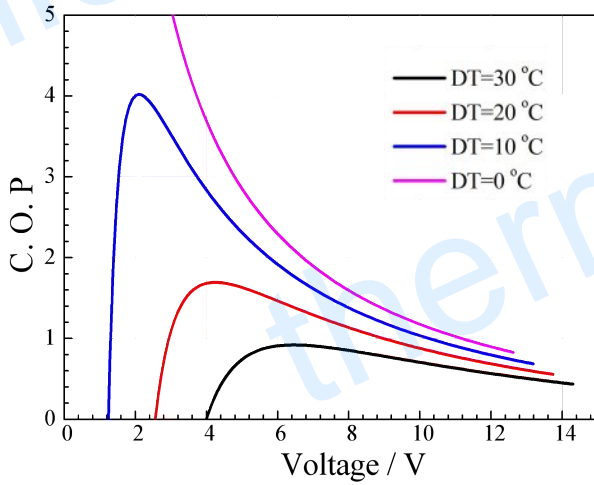


Standard Performance Graph $Q_c=f(V)$

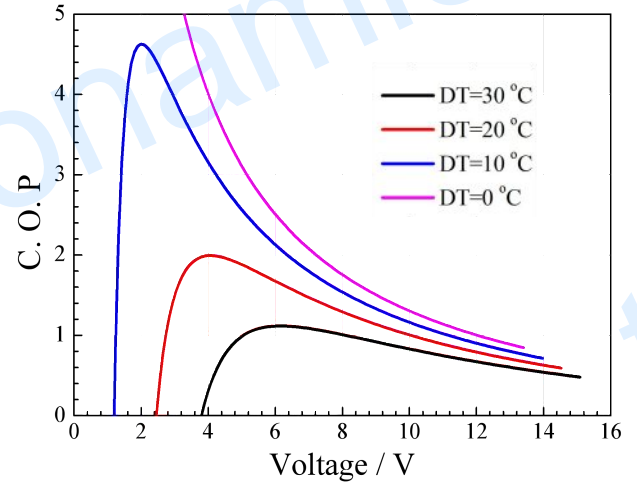
Specification of Thermoelectric Module

TEFC1-12707

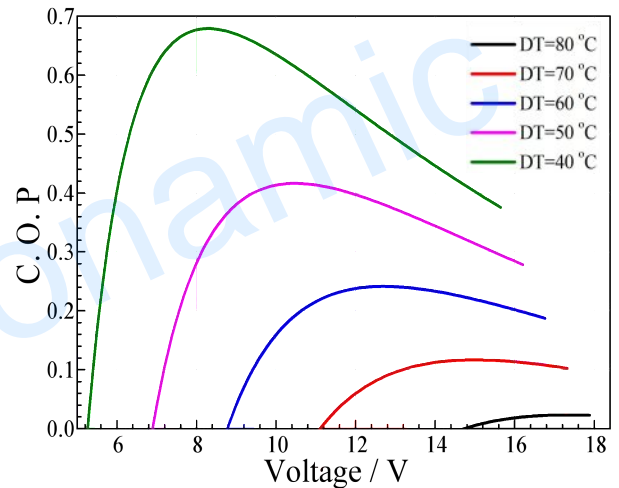
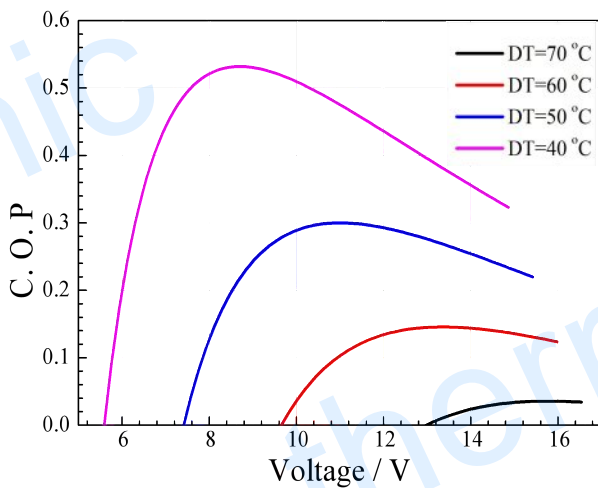
Performance Curves at Th=27 °C



Performance Curves at Th=50 °C



Standard Performance Graph COP = f(V) of DT ranged from 0 to 30 °C



Standard Performance Graph COP = f(V) of DT ranged from 40 to 70/80 °C

Remark: The coefficient of performance (COP) is the cooling power Q_c /Input power ($V \times I$).

Operation Caution

- Attach the cold side of module to the object to be cooled
- Attach the hot side of module to a heat radiator for heat dissipating
- Operation below I_{max} or V_{max}
- Work under DC

Note: All specifications subject to change without notice.