

Specification of Thermoelectric Module

TEFC2-29-10-052

Description

The TEFC2-29-10-052 is a multistage module with metalize and coat surface designed for greater temperature differential cooling , good for cooling and heating up to 100 °C applications. It is a 29-10 couples module in size of 4.8 mm × 4.8 mm (top) / 6.4 mm × 6.4 mm (bottom). If higher operation or processing temperature is required, please specify, we can design and manufacture according to your special requirements.

Features

- No moving parts, no noise, and solid-state
- Compact structure, small in size, light in weight
- Environmental friendly
- RoHS compliant
- Precise temperature control
- Exceptionally reliable in quality, high performance

Application

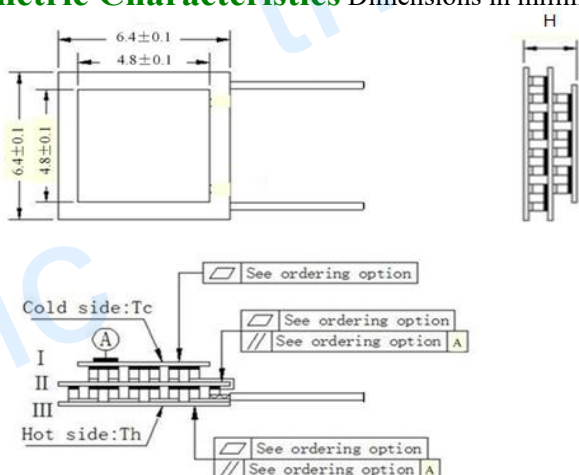
- Food and beverage service refrigerator
- Portable cooler box for cars
- Liquid cooling
- Temperature stabilizer
- CPU cooler and scientific instrument
- Photonic and medical systems

Performance Specification Sheet

Th(°C)	27	50	Hot side temperature at environment: dry air, N ₂
DT _{max} (°C)	96.3	108.1	Temperature Difference between cold and hot side of the module when cooling capacity is zero at cold side
U _{max} (Voltage)	3.64	3.97	Voltage applied to the module at DT _{max}
I _{max} (amps)	0.52	0.52	DC current through the modules at DT _{max}
Q _{Cmax} (Watts)	0.61	0.66	Cooling capacity at cold side of the module under DT=0 °C
AC resistance(ohms)	5.83	6.28	The module resistance is tested under AC
Tolerance (%)	10%		

Geometric Characteristics

Dimensions in millimeters



Manufacturing Options

A. Solder:

1. T100: BiSn (T_{melt}=138°C)
2. T200: CuAgSn (T_{melt} = 217°C)
3. T240: SbSn (T_{melt} = 240°C)

B. Sealant:

1. NS: No sealing (Standard)
2. SS: Silicone sealant
3. EPS: Epoxy sealant

C. Ceramics:

1. Alumina (Al₂O₃, white 96%)
2. Aluminum Nitride (AlN)

D. Ceramics Surface Options:

1. Blank ceramics (not metalized)
2. Metalized

Ordering Option

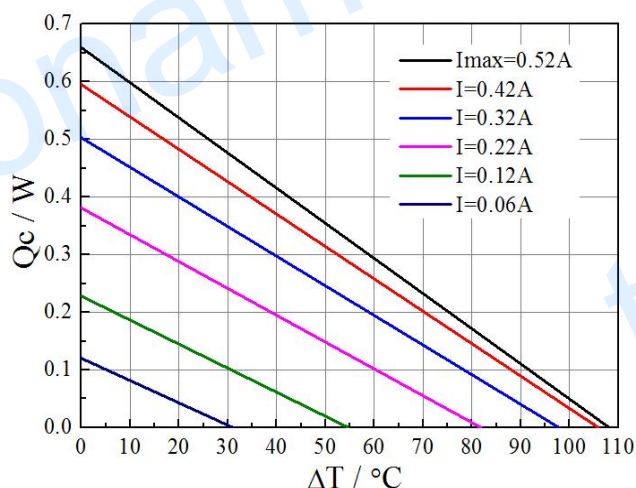
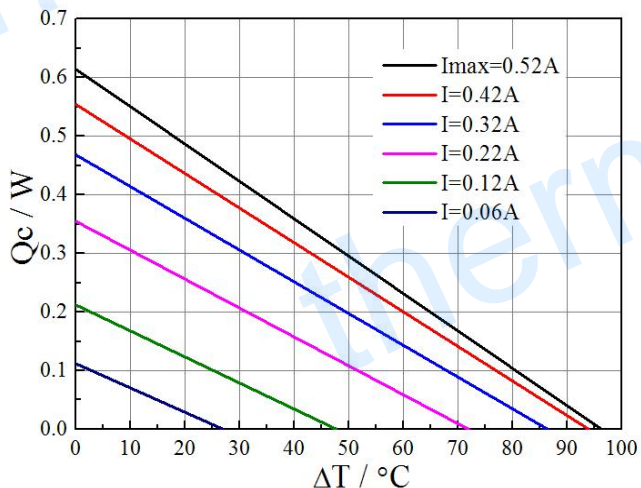
Suffix	Thickness (mm)	Flatness/ Parallelism (mm)	Lead wire length(mm) Standard/Optional length
TF	0: 4.03 ± 0.10	0: 0.05/0.05	50 ± 3 / Specify

Specification of Thermoelectric Module

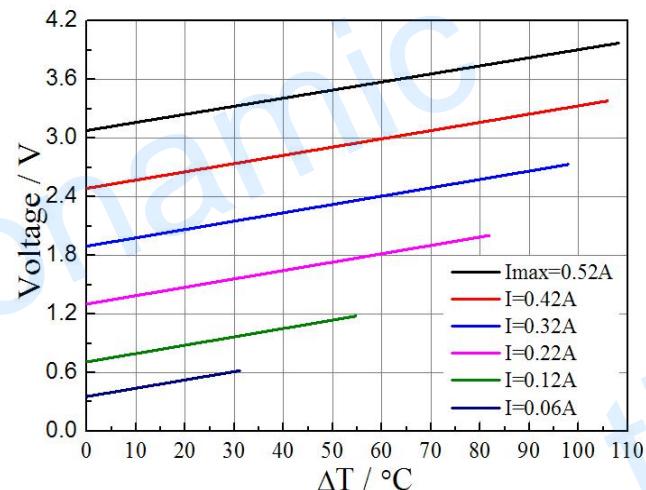
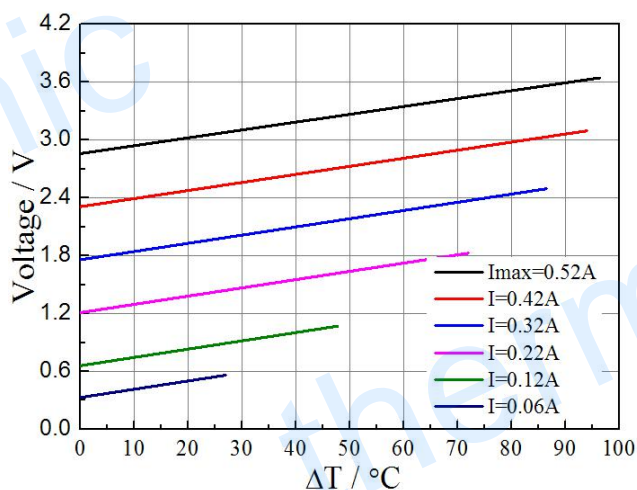
TEFC2-29-10-052

Performance Curves at $T_h=27^\circ\text{C}$

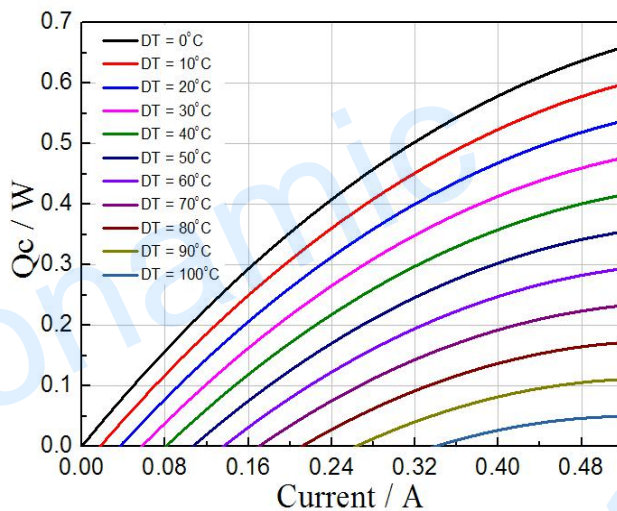
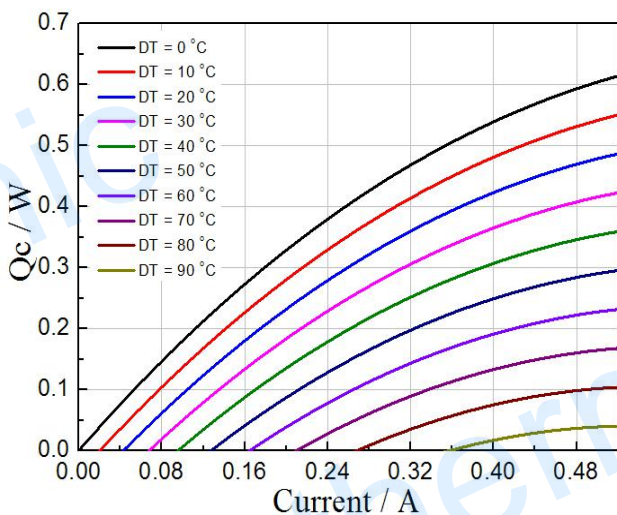
Performance Curves at $T_h=50^\circ\text{C}$



Standard Performance Graph $Q_c = f(\Delta T)$



Standard Performance Graph $V = f(\Delta T)$

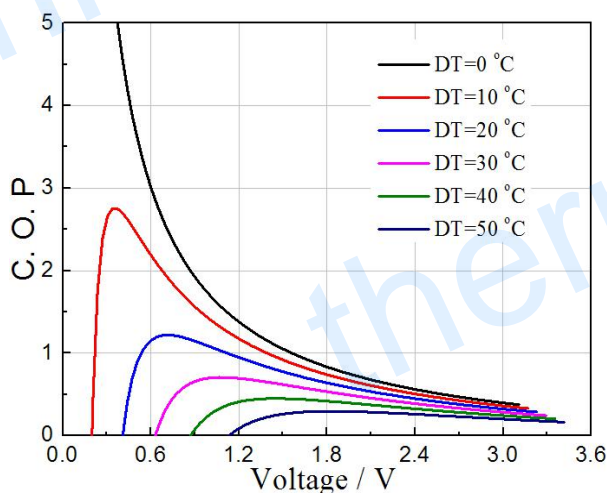


Standard Performance Graph $Q_c = f(I)$

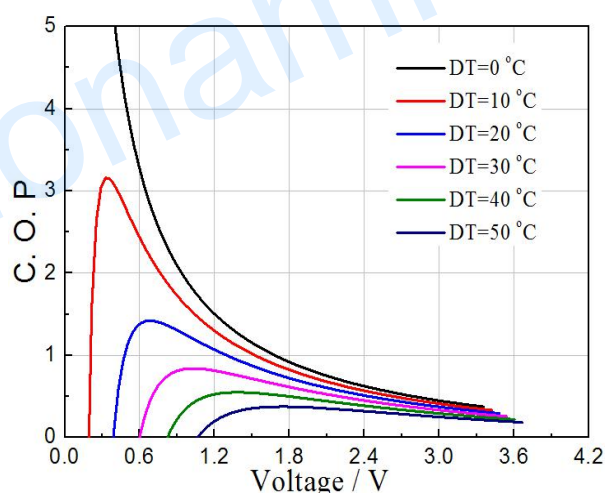
Specification of Thermoelectric Module

TEFC2-29-10-052

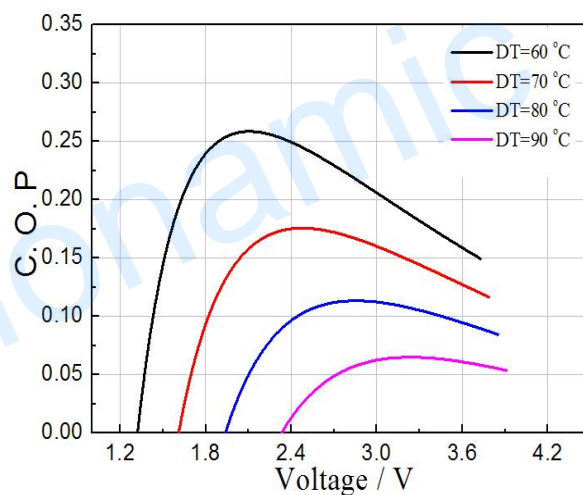
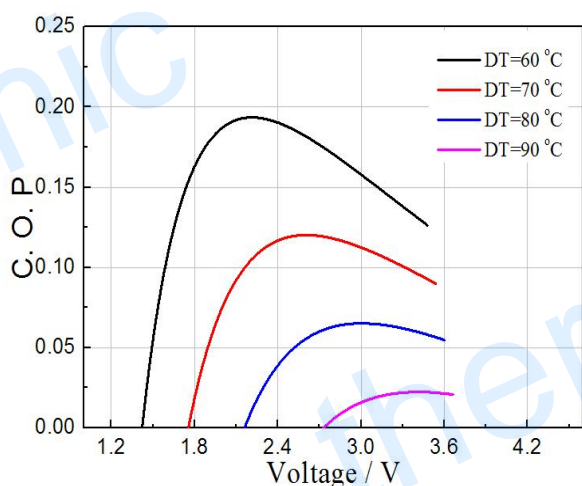
Performance Curves at Th=27 °C



Performance Curves at Th=50 °C



Standard Performance Graph COP = f(V) of DT ranged from 0 to 40 °C



Standard Performance Graph COP = f(V) of DT ranged from 60 to 80/90 °C

Remark: The coefficient of performance (COP) is the cooling power Q_c /Input power ($V \times I$).

Operation Cautions

- Attach the cold side of module to the object to be cooled
- Attach the hot side of module to a heat radiator for heat dissipating
- Storage module below 100 °C
- Operation below I_{max} or V_{max}
- Work under DC