


## Specification of Thermoelectric Module

### TEHP1-12656-0.55

#### Description

The power module is designed and manufactured by our unique technology for converting heat source directly into electricity. The module is Bi-Te based thermoelectric module that can work at the temperature of as high as 330 °C (626 °F) heat source continuously and up to 400 °C (752 °F) intermittently. The thermoelectric module will generate DC electricity as long as there is a temperature difference across the module. The more power will be generated when the temperature difference across the module becomes larger, and the efficiency of converting heat energy into electricity will increase therefore. The module is stuck with the high thermal conductivity graphite sheet on its both sides of the ceramic plates for low thermal resistance contact, hence you do not need to apply thermal grease or other heat transfer compound when you install the module. The graphite sheet can work well in extremely high temperature.

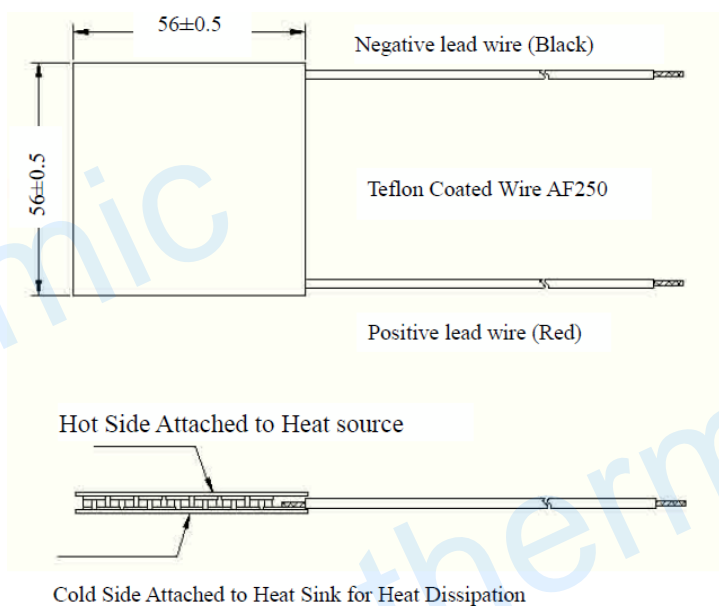
#### Geometric Characteristics Dimensions in millimeter



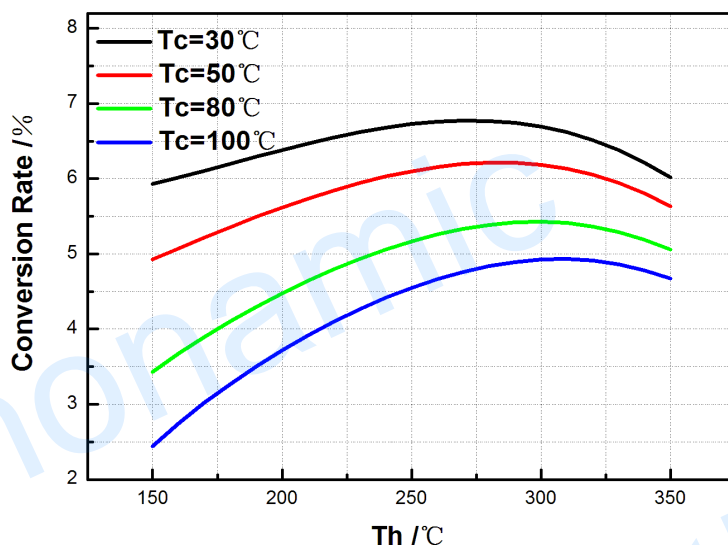
#### Specification of the Module

Hot Side Temperature (°C)	300
Cold Side Temperature (°C)	30
Open Circuit Voltage (V)	8.6
Matched Load Resistance (ohms)	1.12
Matched load output voltage (V)	4.3
Matched load output current (A)	3.84
Matched load output power (W)	16.5
Heat flow across the module(W)	≈ 246
Heat flow density(W cm <sup>-2</sup> )	≈ 7.8
AC Resistance (ohms) Measured under 27 °C at 1000 Hz	0.45 ~ 0.65

#### Geometric Characteristics Dimensions in millimeter



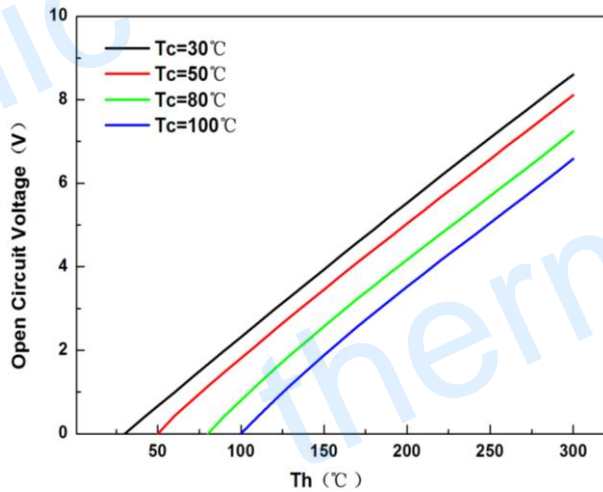
#### Conversion Rate of the modules Vs Th under various Tc



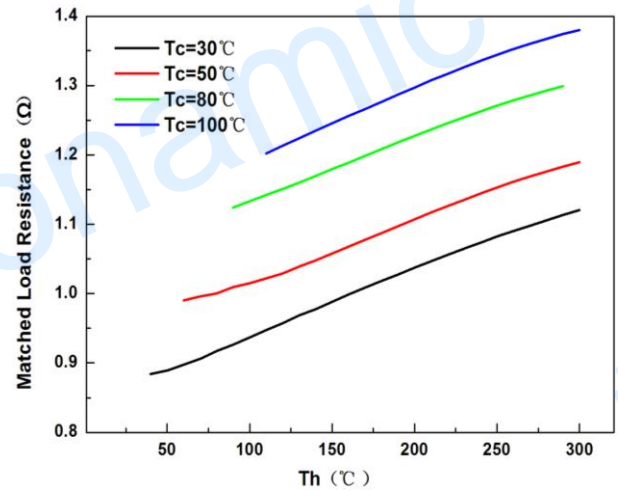
**Noted:** Conversion rate = Matched load output power/Heat flow through the module

## Performance Curves of the Module

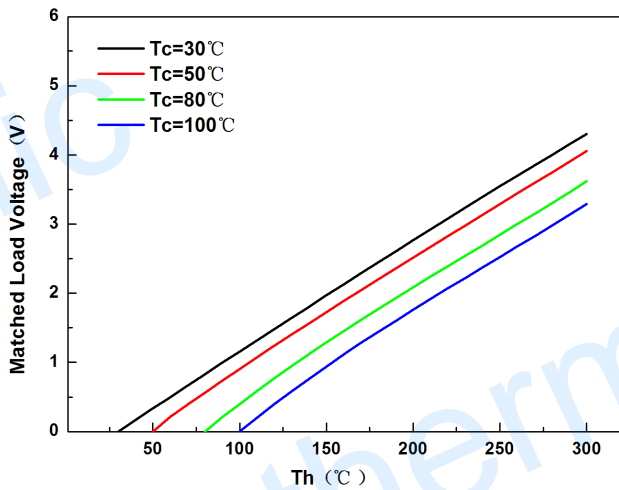
### TEHP1-12656-0.55



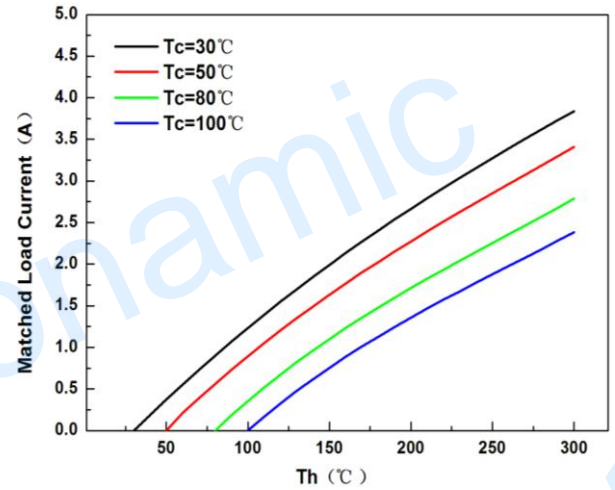
The chart for open circuit voltage Vs  $T_h$  under various  $T_c$



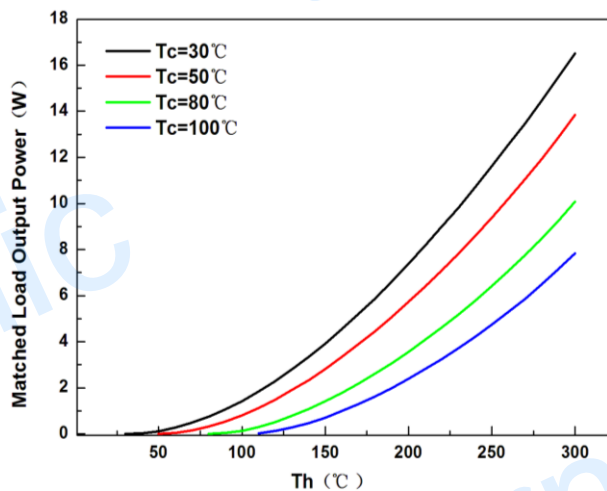
The chart for matched load resistance Vs  $T_h$  under various  $T_c$



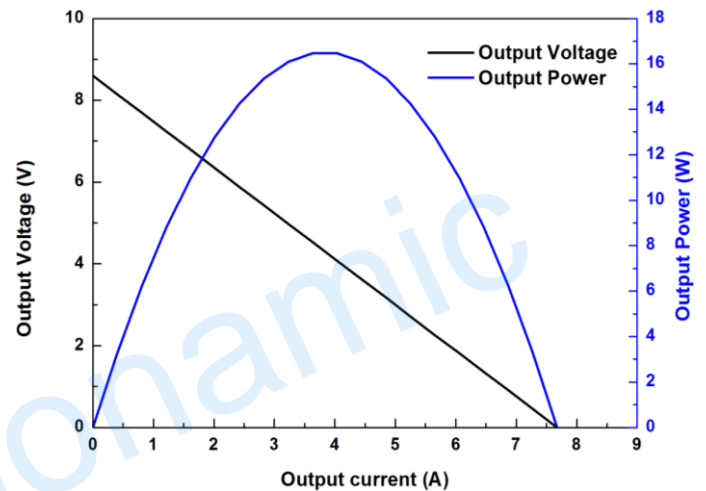
The chart for matched load voltage Vs  $T_h$  under various  $T_c$



The chart for matched load current Vs  $T_h$  under various  $T_c$



The chart for matched load output power Vs  $T_h$  under various  $T_c$



The chart for output voltage and output power Vs output current  
under  $T_h=300$  °C and  $T_c=30$  °C