

# Specification of Thermoelectric Module

## TES1-12725

### Description

The 127 couples, 30mm x 30mm size module is a single stage module which is made of our high performance ingot to achieve superior cooling performance and 70°C or larger delta Tmax, is designed for superior cooling and heating applications. Beyond the standard below, we can design and manufacture the custom made module according to your special requirements.

### Features

- No moving parts, no noise, and solid-state
- Compact structure, small in size, light in weight
- Environmental friendly
- RoHS compliant
- Precise temperature control
- Exceptionally reliable in quality, high performance

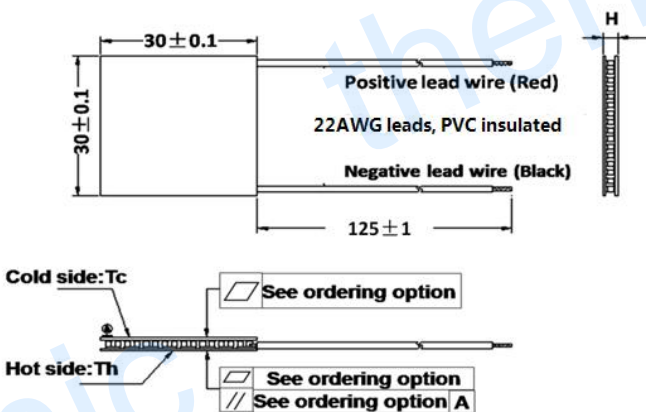
### Application

- Food and beverage service refrigerator
- Portable cooler box for cars
- Liquid cooling
- Temperature stabilizer
- CPU cooler and scientific instrument
- Photonic and medical systems

### Performance Specification Sheet

Th (°C)	27	50	Hot side temperature at environment: dry air, N <sub>2</sub>
DT <sub>max</sub> (°C)	70	79	Temperature Difference between cold and hot side of the module when cooling capacity is zero at cold side
U <sub>max</sub> (Voltage)	15.9	17.2	Voltage applied to the module at DT <sub>max</sub>
I <sub>max</sub> (Amps)	2.51	2.51	DC current through the modules at DT <sub>max</sub>
Q <sub>Cmax</sub> (Watts)	25.3	27.2	Cooling capacity at cold side of the module under DT=0 °C
AC resistance (Ohms)	4.8	5.2	The module resistance is tested under AC
Tolerance (%)	10%		For thermal and electricity parameters

### Geometric Characteristics Dimensions in millimeters



### Manufacturing Options

#### A. Solder:

1. T100: BiSn (Tmelt=138°C)
2. T200: CuSn (Tmelt=227°C)

#### B. Sealant:

1. NS: No sealing (Standard)
2. SS: Silicone sealant
3. EPS: Epoxy sealant
4. Customer specify sealing

#### C. Ceramics:

1. Alumina (Al<sub>2</sub>O<sub>3</sub>, white 96%)
2. Aluminum Nitride (AlN)

#### D. Ceramics Surface Options:

1. Blank ceramics (not metallized)
2. Metallized (Au plating)

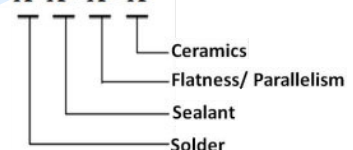
### Ordering Option

Suffix	Thickness H (mm)	Flatness/ Parallelism (mm)	Lead wire length(mm) Standard/Optional length
TF	0: 4.0± 0.1	0: 0.05/0.05	125±1/Specify
TF	1: 4.0 ± 0.05	1: 0.025/0.025	125±1/Specify
TF	2: 4.0 ± 0.025	2: 0.015/0.015	125±1/Specify

Eq. TF11: Thickness 4.0± 0.05 (mm) and Flatness 0.025/0.025 (mm)

### Naming for the Module

TES1-12725- X -X - X - X



TES1-12725-T100-EPS-TF11-AIO

T100: BiSn (Tmelt=138°C)

EPS: Epoxy sealant

AIO: Alumina (Al<sub>2</sub>O<sub>3</sub>, white 96%)

TF11: Thickness ±0.05(mm) and Flatness/ Parallelism 0.025/0.025 (mm)

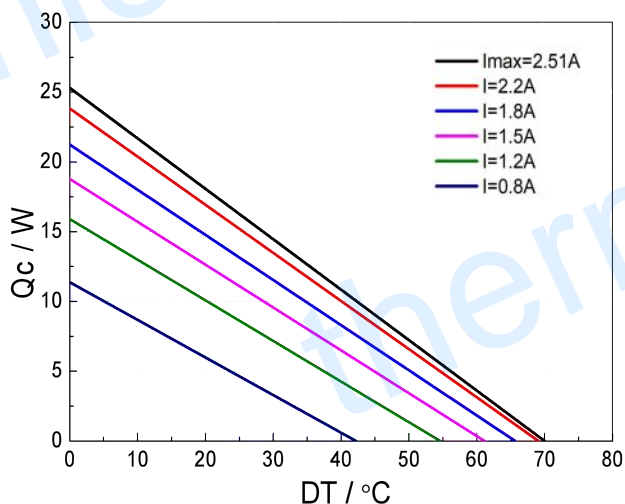
**Creative technology with fine manufacturing processes provides you the reliable and quality products**

Tel: +86-791-88198288 Fax: +86-791-88198308 Email: [sales@thermonamic.com.cn](mailto:sales@thermonamic.com.cn) Web Site: [www.thermonamic.com.cn](http://www.thermonamic.com.cn)

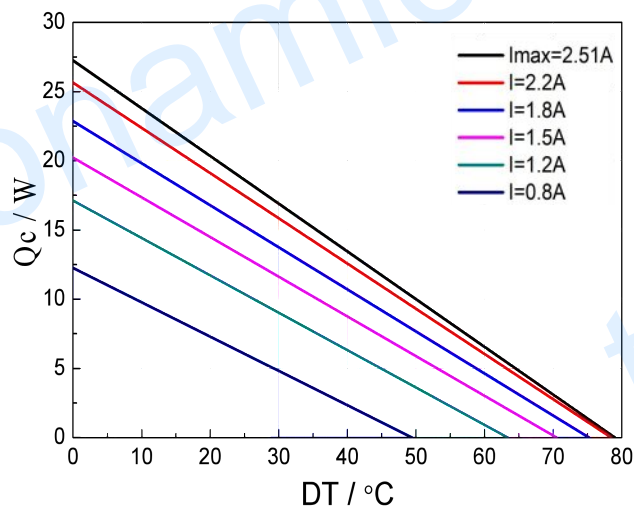
# Specification of Thermoelectric Module

TES1-12725

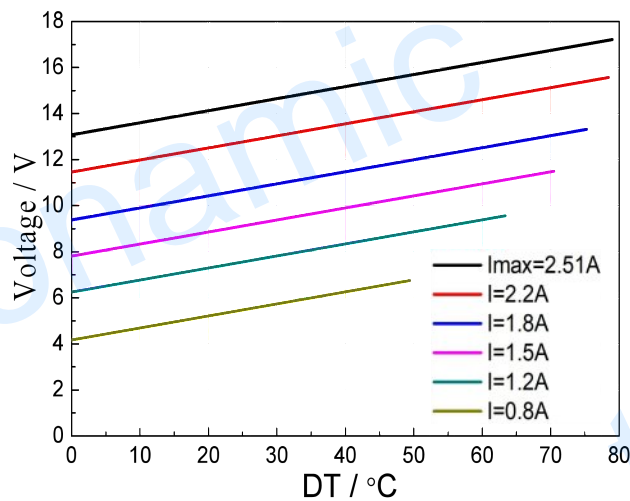
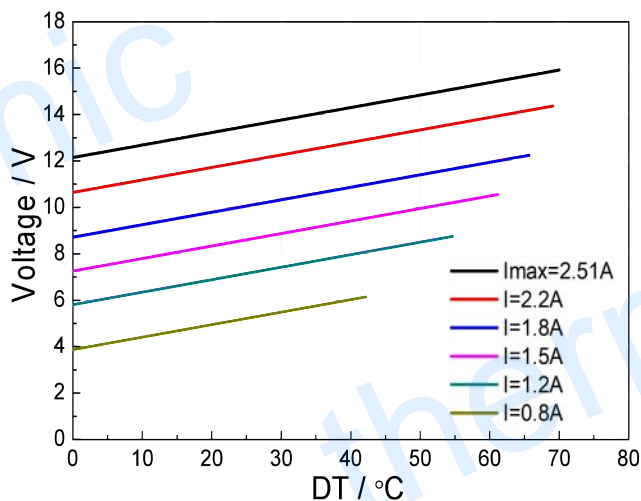
Performance Curves at  $T_h=27^\circ\text{C}$



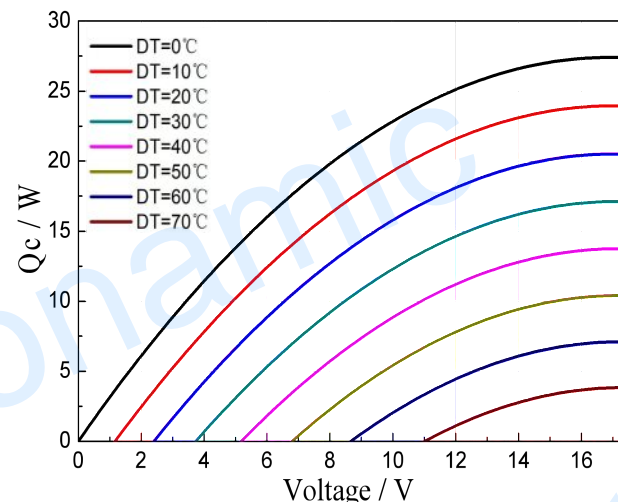
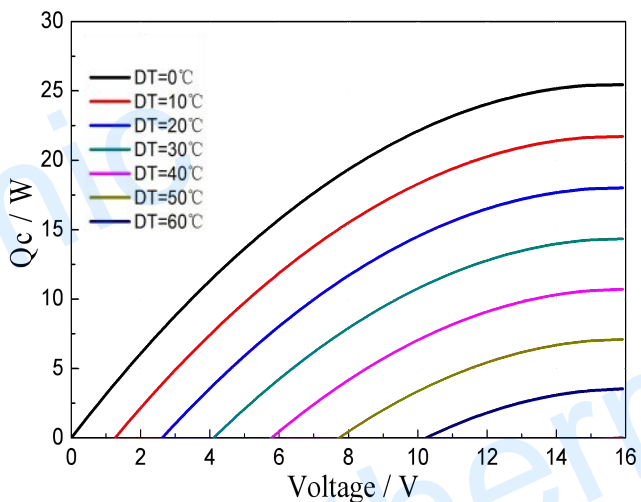
Performance Curves at  $T_h=50^\circ\text{C}$



Standard Performance Graph  $Q_c = f(DT)$



Standard Performance Graph  $V = f(DT)$

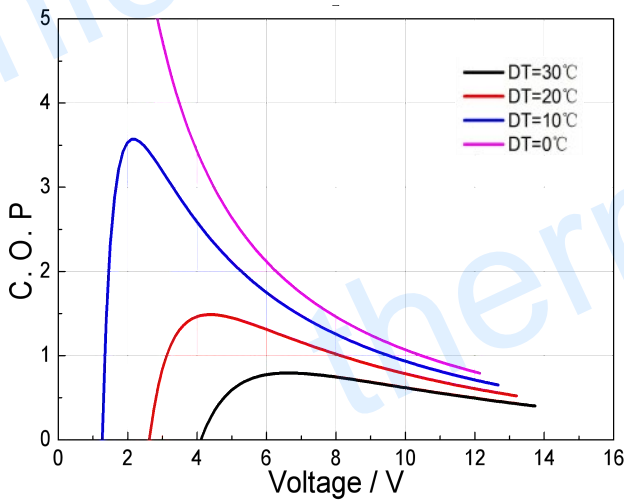


Standard Performance Graph  $Q_c = f(V)$

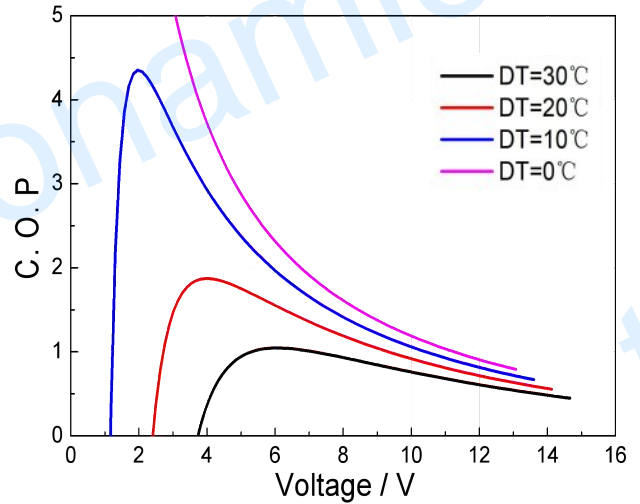
# Specification of Thermoelectric Module

TES1-12725

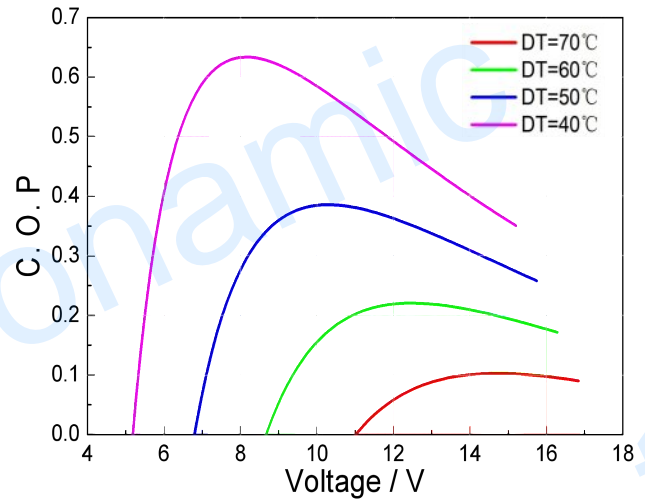
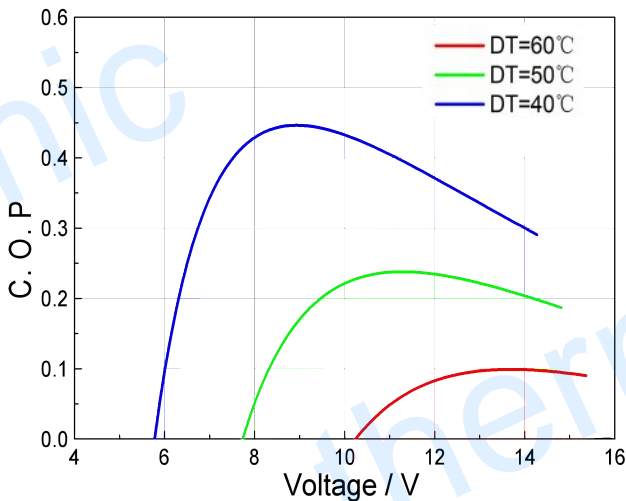
## Performance Curves at Th=27 °C



## Performance Curves at Th=50 °C



Standard Performance Graph COP = f(V) of DT ranged from 0 to 30 °C



Standard Performance Graph COP = f(V) of DT ranged from 40 to 60/70 °C

**Remark:** The coefficient of performance (COP) is the cooling power  $Q_c$ /Input power ( $V \times I$ ).

## Operation Caution

- Attach the cold side of module to the object to be cooled
- Attach the hot side of module to a heat radiator for heat dissipating
- Operation below  $I_{max}$  or  $V_{max}$
- Work under DC

**Note:** All specifications subject to change without notice.