

Specification of Thermoelectric Module

TES2-127-71-25S

Description

The TES2-127-71-25S is a multistage module designed for greater temperature differential cooling, good for cooling and heating up to 100 °C applications. It is a 127-71 couples module in size of 22.6 mm × 22.6 mm (top)/29.7 mm × 29.7 mm (bottom). If higher operation or processing temperature is required, please specify, we can design and manufacture according to your special requirements.

Features

- High Temperature Differential
- No moving parts, no noise, and solid-state
- Compact structure, small in size, light in weight
- Environmental friendly
- RoHS compliant
- Precise temperature control
- Exceptionally reliable in quality, high performance

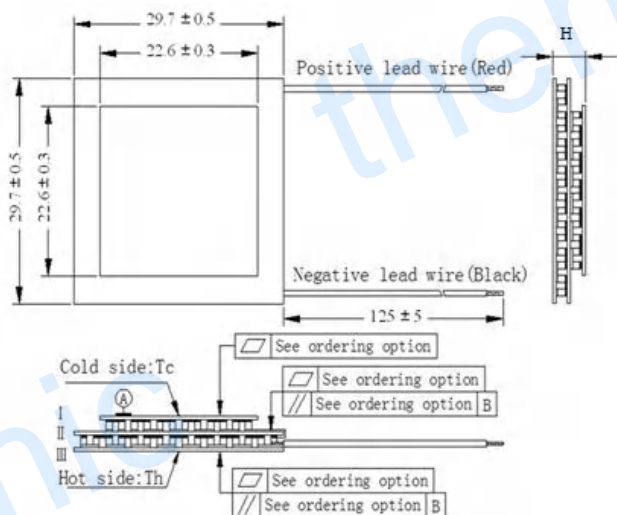
Application

- Infrared (IR) Sensors
- CCD Sensor
- Gas Analyzers
- Calibration Equipment
- CPU cooler and scientific instrument
- Photonic and medical systems
- Guidance Systems

Performance Specification Sheet

Th (°C)	27	50	Hot side temperature at environment: dry air, N ₂
DT _{max} (°C)	90	100	Temperature Difference between cold and hot side of the module when cooling capacity is zero at cold side
U _{max} (Voltage)	14.6	16.6	Voltage applied to the module at DT _{max}
I _{max} (Amps)	3.2	3.2	DC current through the modules at DT _{max}
Q _{Cmax} (Watts)	21.6	23.7	Cooling capacity at cold side of the module under DT=0 °C
AC resistance (Ohms)	4.3	4.75	The module resistance is tested under AC
Tolerance (%)	± 10		For thermal and electricity parameters

Geometric Characteristics Dimensions in millimeters



Manufacturing Options

A. Solder:

1. T100: BiSn (T_{melt}=138°C)
2. T200: CuAgSn (T_{melt} = 217°C)
3. T240: SbSn (T_{melt} = 240°C)

B. Sealant:

1. NS: No sealing (Standard)
2. SS: Silicone sealant
3. EPS: Epoxy sealant

C. Ceramics:

1. Alumina (Al₂O₃, white 96%)
2. Aluminum Nitride (AlN)

D. Ceramics Surface Options:

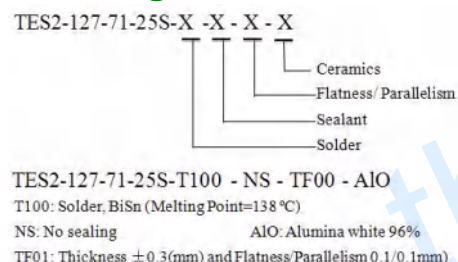
1. Blank ceramics (not metalized)
2. Metalized

Ordering Option

Suffix	Thickness (mm)	Flatness/ Parallelism (mm)	Lead wire length(mm) Standard/Optional length
TF	0:5.8± 0.2	0: 0.07/0.07	125 ± 5 / Specify
TF	1:5.8± 0.1	1: 0.025/0.025	125 ± 5 / Specify

Eg. TF00: Thickness 5.8± 0.2(mm) and Flatness/ Parallelism: 0.07/0.07(mm)

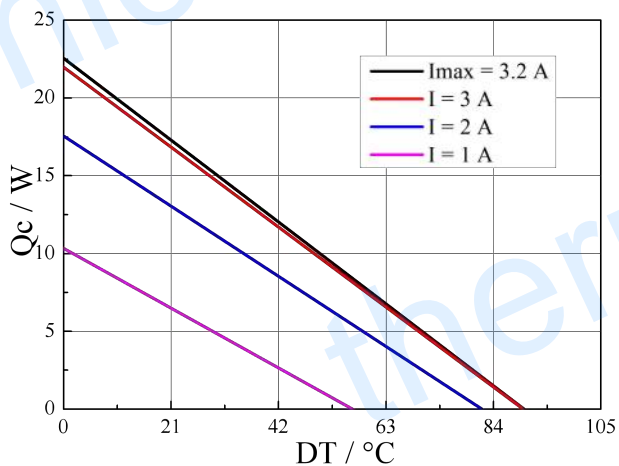
Naming for the Module



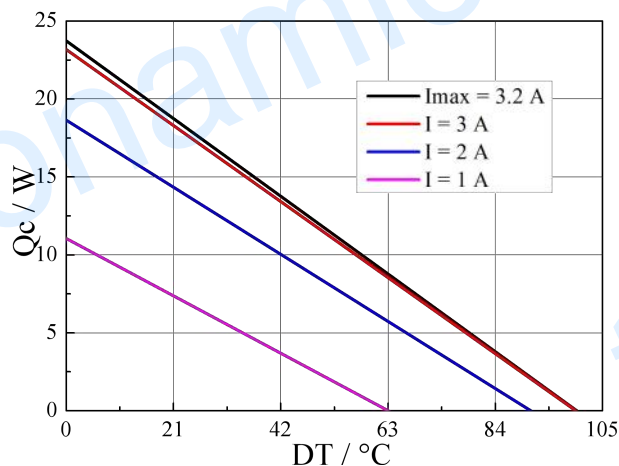
Specification of Thermoelectric Module

TES2-127-71-25S

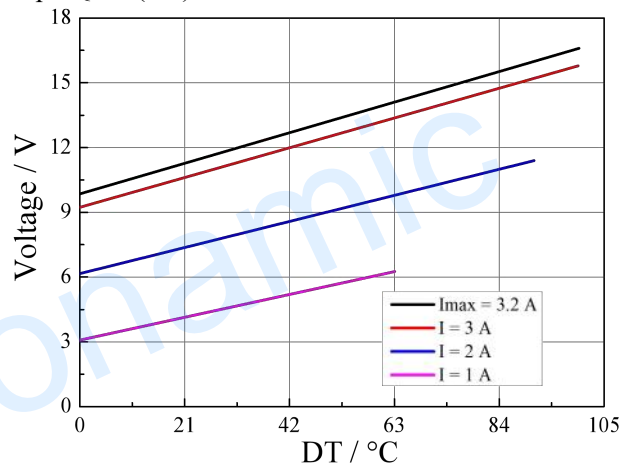
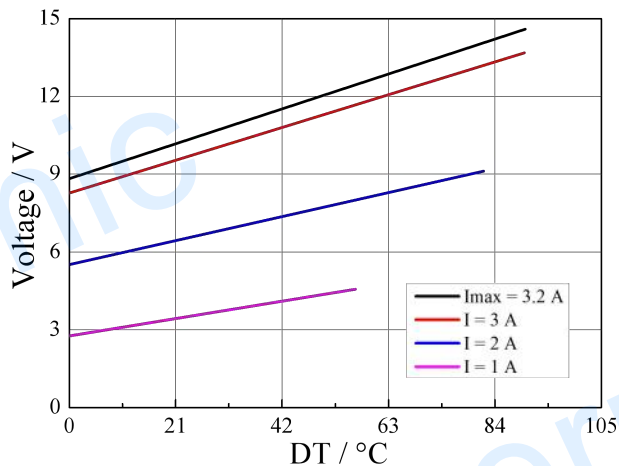
Performance Curves at Th=27 °C



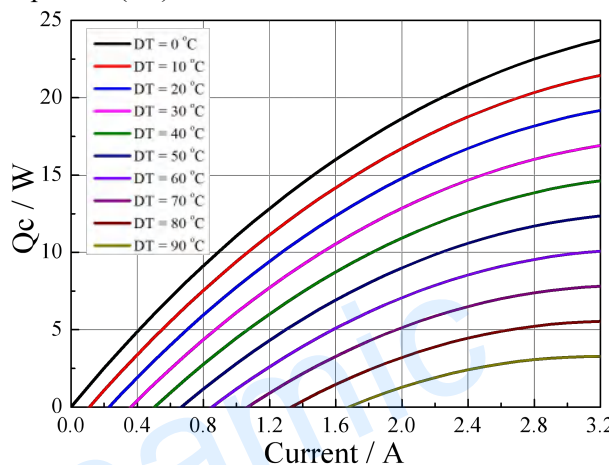
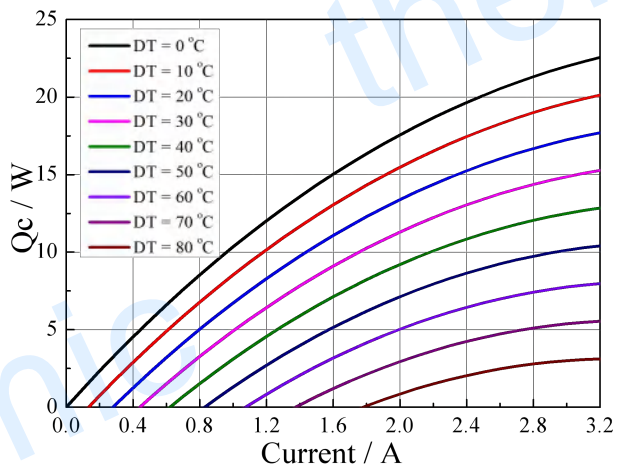
Performance Curves at Th=50 °C



Standard Performance Graph Qc= f(DT)



Standard Performance Graph V= f(DT)



Standard Performance Graph Qc= f(V)

Operation Cautions

- Attach the cold side of module to the object to be cooled
- Attach the hot side of module to a heat radiator for heat dissipating
- Operation or storage module below 100 °C
- Operation below I_{max} or V_{max}
- Work under DC