

Specification of Thermoelectric Module

TETC1-241062

Description

The 241 couples, 55 mm × 55 mm size single module is made of selected high performance ingot and fabricated by our unique “soft” processes to achieve superior cooling/heating performance. The module is able to run million thermal cycles in 70 °C temperature change range with less 3% degrading. It is good for the need of frequently cooling and heating applications. If higher operation or processing temperature is required, please specify, we can design and manufacture the custom made module according to your special requirements..

Features

- No moving parts, no noise, and solid-state
- Compact structure, small in size, light in weight
- Environmental friendly
- RoHS compliant
- Precise temperature control
- Exceptionally reliable in quality, high performance

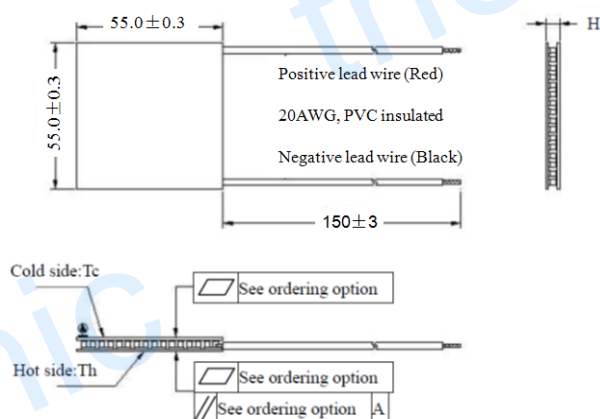
Application

- Food and beverage service refrigerator
- Portable cooler box for cars
- Liquid cooling
- Temperature stabilizer
- CPU cooler and scientific instrument
- Photonic and medical systems

Performance Specification Sheet

Th(°C)	27	50	Hot side temperature at environment: dry air, N ₂
DT _{max} (°C)	74	83	Temperature Difference between cold and hot side of the module when cooling capacity is zero at cold side
U _{max} (Voltage)	31.8	34.2	Voltage applied to the module at DT _{max}
I _{max} (amps)	6.2	6.2	DC current through the modules at DT _{max}
Q _{Cmax} (Watts)	125.6	137.0	Cooling capacity at cold side of the module under DT=0 °C
AC resistance(ohms)	3.85	4.15	The module resistance is tested under AC
Tolerance (%)	± 10		For thermal and electricity parameters

Geometric Characteristics Dimensions in millimeters



Ordering Option

Suffix	Thickness (mm)	Flatness/Parallelism (mm)	Lead wire length(mm) Standard/Optional length
TF	0:4.2±0.1	0:0.1/0.1	150±3/Specify
TF	1:4.2±0.05	1:0.05/0.05	150±3/Specify
Eg. TF00: Thickness 4.2±0.1(mm) and Flatness 0.1/0.1(mm)			

Manufacturing Options

A. Solder:

1. T100: BiSn (Tmelt=138°C)
2. T200: CuAgSn (Tmelt = 217°C)
3. T240: SbSn (Tmelt = 240°C)

C. Ceramics:

1. Alumina (Al₂O₃, white 96%)
2. Aluminum Nitride (AlN)

B. Sealant:

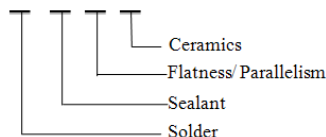
1. NS: No sealing (Standard)
2. SS: Silicone sealant
3. EPS: Epoxy sealant

D. Ceramics Surface Options:

1. Blank ceramics (not metalized)
2. Metalized

Naming for the Module

TETC1- 241062 - X - X - X - X



TETC1- 241062- T200 -SS – TF00 - AlO

T200: Solder, CuAgSn (Melting Point=217 °C)

SS: Silicone sealing

AlO: Alumina white 96%

Creative technology with fine manufacturing processes provides you the reliable and quality products

Tel: +86-791-88198288 Fax: +86-791-88198308 Email: sales@thermonamic.com.cn Web Site: www.thermonamic.com.cn

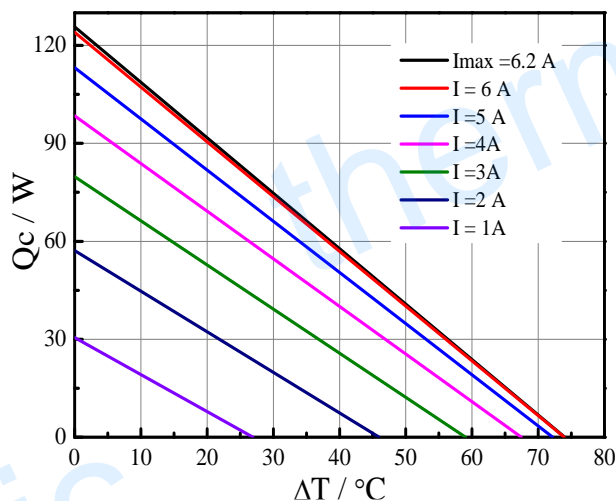
Operation Cautions

- Attach the cold side of module to the object to be cooled
- Attach the hot side of module to a heat radiator for heat dissipating

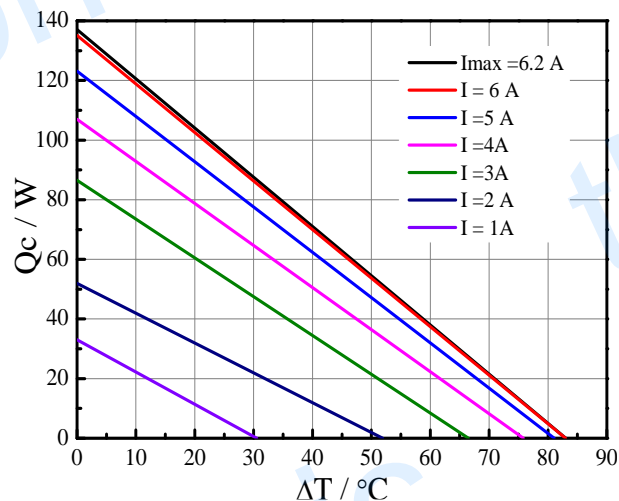
- Operation below I_{\max} or V_{\max}
- Work under DC

Performance Curve

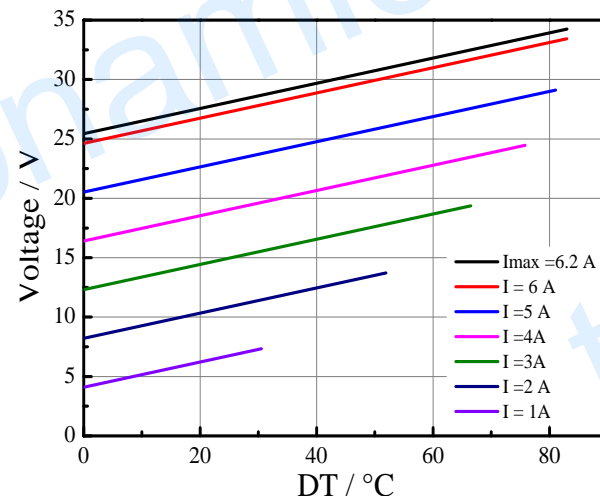
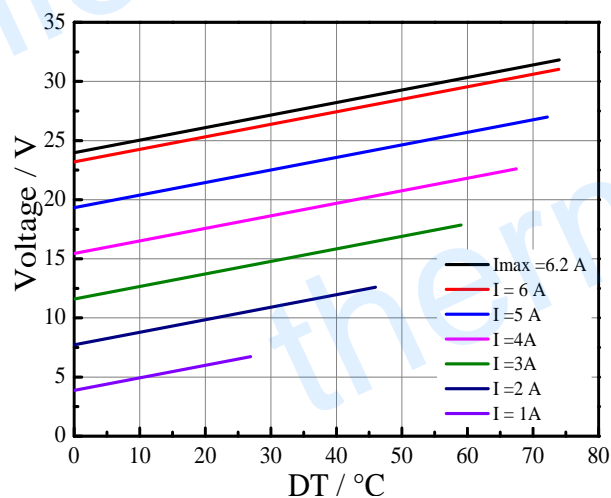
Performance Curves at $T_h=27^\circ\text{C}$



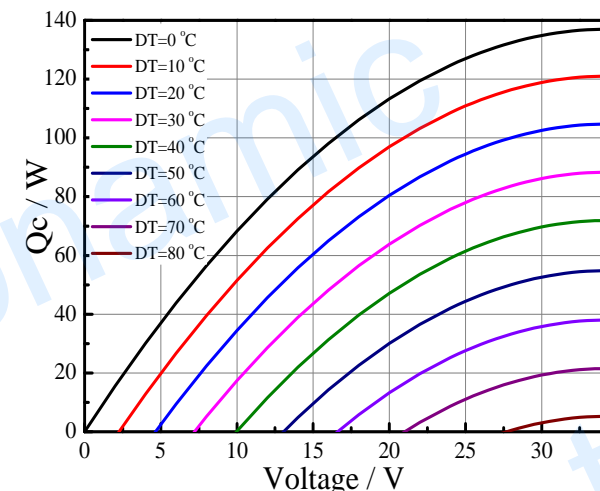
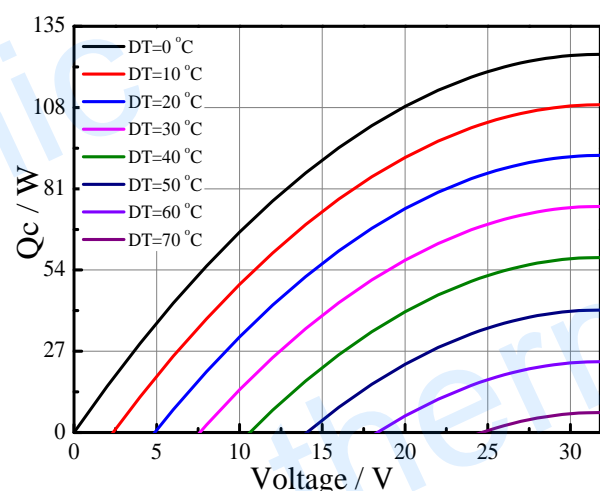
Performance Curves at $T_h=50^\circ\text{C}$



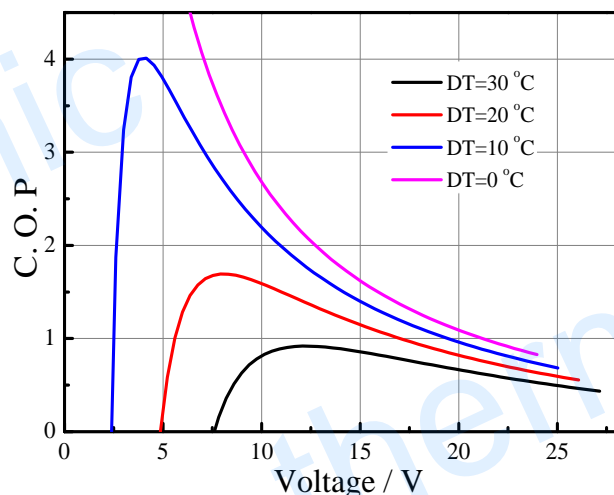
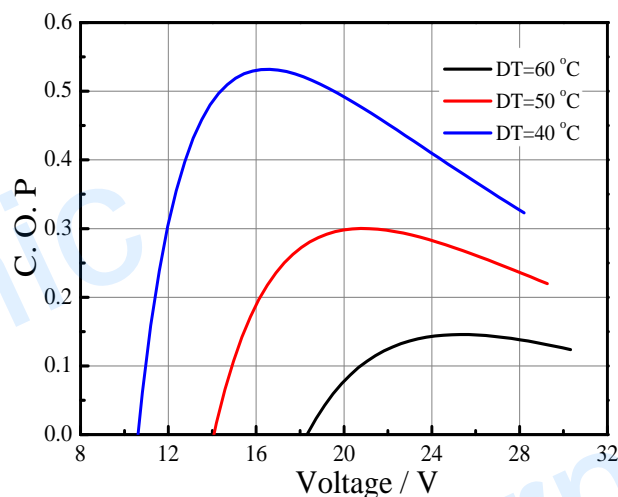
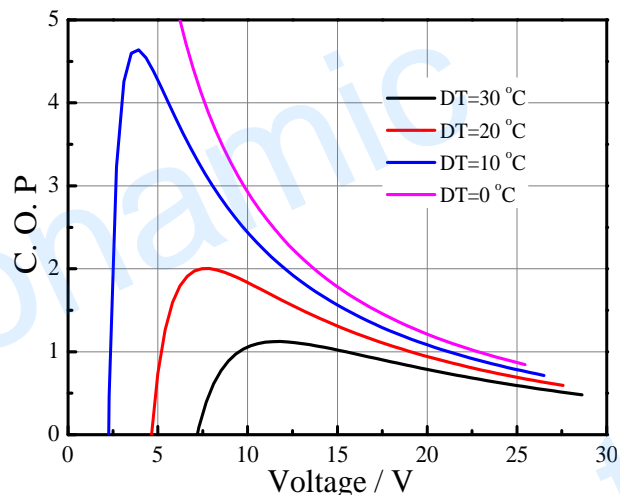
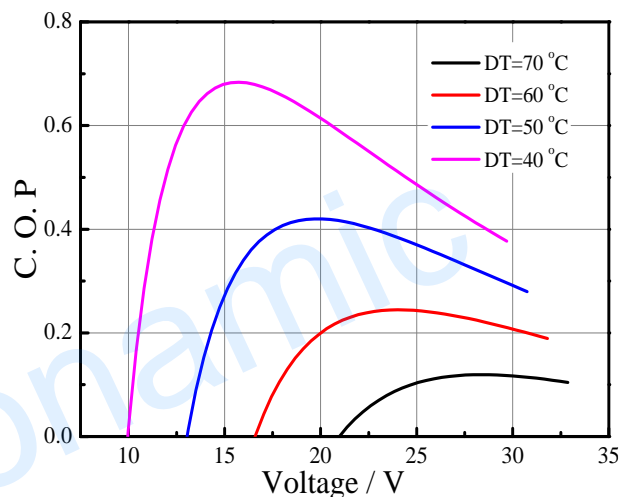
Standard Performance Graph $Q_c = f(\Delta T)$



Standard Performance Graph $V = f(\Delta T)$



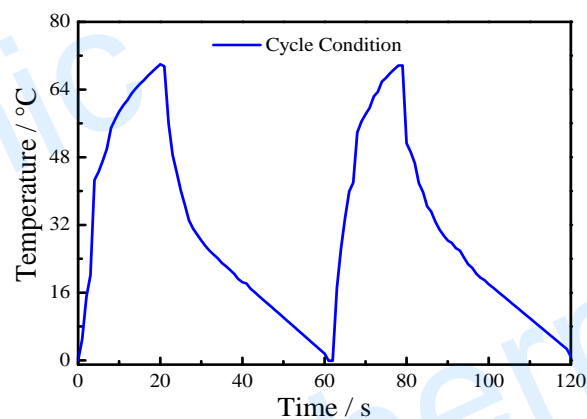
Standard Performance Graph $Q_c = f(V)$

Performance Curves at $T_h=27\text{ }^{\circ}\text{C}$ Standard Performance Graph $\text{COP} = f(V)$ of ΔT ranged from 0 to $30\text{ }^{\circ}\text{C}$ Performance Curves at $T_h=50\text{ }^{\circ}\text{C}$ Standard Performance Graph $\text{COP} = f(V)$ of ΔT ranged from 40 to $60/70\text{ }^{\circ}\text{C}$ 

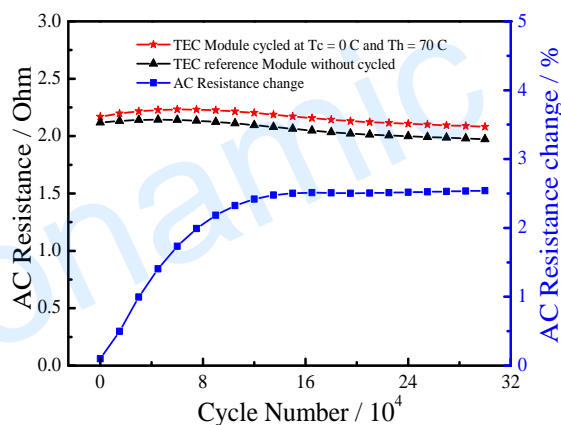
Remark: The coefficient of performance (COP) is the cooling power Q_c /Input power ($V \times I$).

A typical 127 couples module is fabricated by the unique “soft” process and has demonstrated that it only has 2.5% degrading after 300,000 thermal cycling. The below graphic shows that in beginning 120,000 cycles, it degrade about 2.5%, and then go on stable with very tiny degrading in further 180,000 thermal cycles. It is derived out that the modules can go over million thermal cycles.

TEC Thermal Cycle Lifetime Test On TETC1-12706



Typical cooling-heating cycle

The Chart for AC Resistance and AC Resistance Changes
vs Cycle Number

Creative technology with fine manufacturing processes provides you the reliable and quality products

Tel: +86-791-88198288 Fax: +86-791-88198308 Email: sales@thermonamic.com.cn Web Site: www.thermonamic.com.cn