


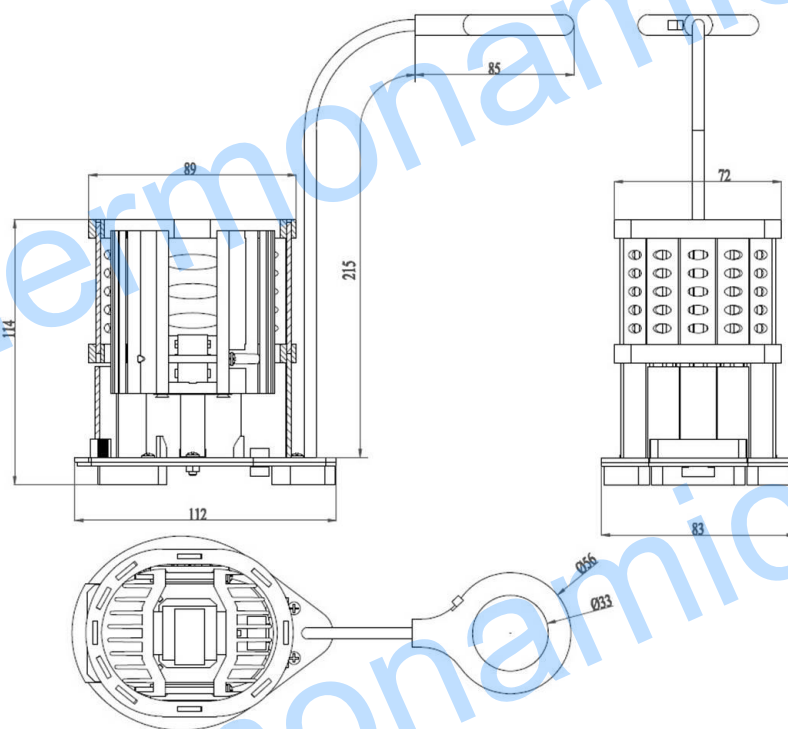
TEA CANDLE LED LAMP

Description

The magic lamp is powered by one tea candle without battery or electricity but illuminate more than 15 tea candles can and brighter enough for reading. The secret behind is our high performance thermoelectric modules which can convert efficiently the tiny heat from one burning tea candle into over 0.8 watts DC power. It is a compact and light in weigh and can provide you lighting for about 4 hours with just one tea candle, and is well suited for outdoor activities like the off-grid camping, backpack or fishing and for those whose work or live in off-grid area. It is also good for emergency lighting need when the power in home goes off.



Geometric Characteristics (Dimensions in millimeters)



Specifications:

Part Number		Thermoelectric Tea Candle LED Lamp
Output Power		$\geq 0.8 \text{ W}$
Thermoelectric Modules		2 pcs TEHP1-07118-2.5T270
Dimension / mm	Main part	$112 \times 83 \times 114$
	Wax	$\Phi = 38 \sim 40$
Weight / g		350

Instructions in use:



Step 1




Step 2



Step 3



Step 4



Working

Step 1. Put the lamp on a table or flat surface

Step 2. Draw out the candle holder on the base,

Step 3. Put the tea candle on the base and light up,

Step 4. Push the holder back the lamp will start to light up and get brighter after one minute. If you do not see the light up, please check if the switch in the lamp is off.

!! Notes:

1. Do not operate in the place where open flames prohibited,
2. During operation, keeping the air to circulate,
3. Do not wobble the lamp to prevent the hot wax spreading out.

Packing list:

- | | |
|------------------------|---------|
| 1. Tea Candle LED Lamp | one set |
| 2. Wax | 3 pcs |